

**VALUACION ACTUARIAL DE LA CAJA PREVISIONAL PARA
PROFESIONALES DE LA PROVINCIA DEL NEUQUEN
AL 31/12/2020**

INFORME ACTUARIAL

El presente informe expone los resultados de los estudios financieros y actuariales realizados, con datos de la población activa (con obligación de aportación) y pasiva al 31 de diciembre de 2020, correspondiente al **Régimen Solidario y de Capitalización de la Caja Previsional para Profesionales de la Provincia del Neuquén**, instituido por las Leyes Provinciales N°s 2045 y 2223.

La población bajo estudio, con las modificaciones y depuraciones realizadas durante el ejercicio 2020 sobre la considerada en la valuación del año anterior, conformada con 9.441 afiliados activos (que incluye pasivos aportantes) al 31 de diciembre de 2020 y de 987 afiliados pasivos a esa misma fecha, todos profesionales provenientes de 27 Colegios o Asociaciones de Profesionales adheridas a las leyes n°s 2045 y 2223.

Se efectuaron las valuaciones al 31 de diciembre de 2020, de los ingresos y compromisos contingentes del Régimen Solidario y del de Capitalización, bajo la metodología de Valuación Proyectada, considerando las reservas acumuladas totales a dicha fecha.

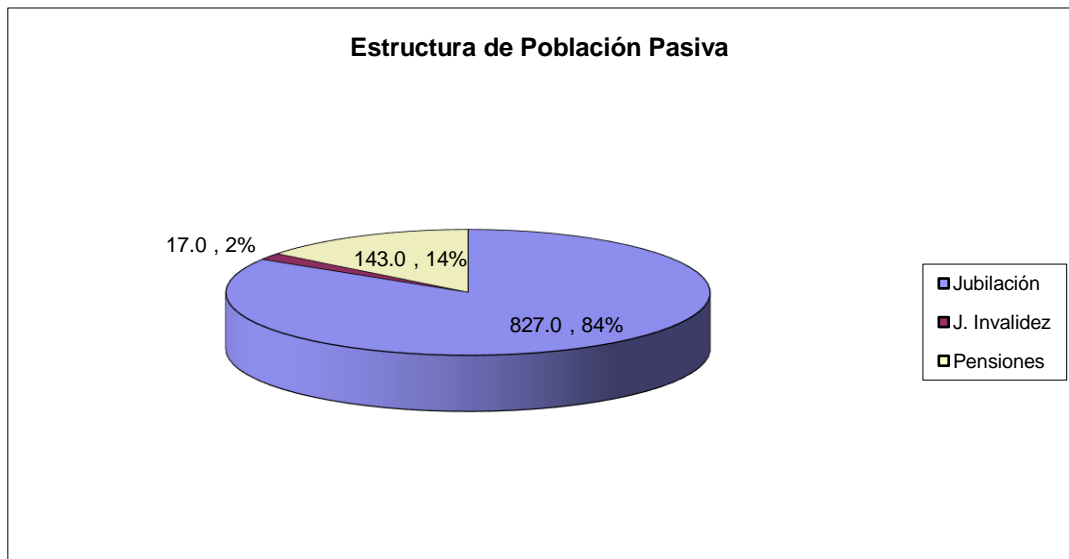
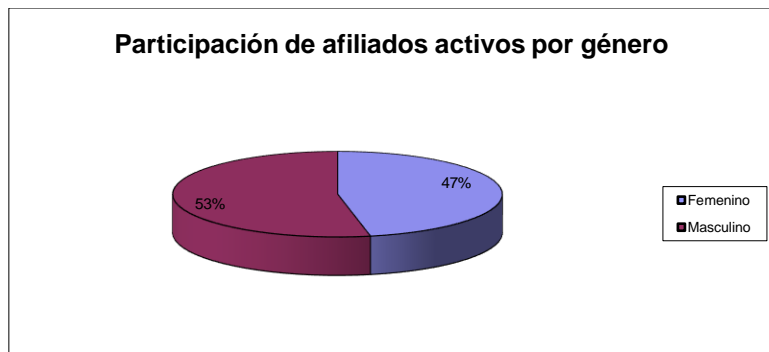
No se consideraron como crédito por aportes los importes devengados a cobrar.

Se determinaron los valores actuales de los flujos de fondos resultantes, a la tasa de interés efectiva anual del 4%, que se exponen más adelante, previo detalle de las hipótesis consideradas y metodología utilizada:

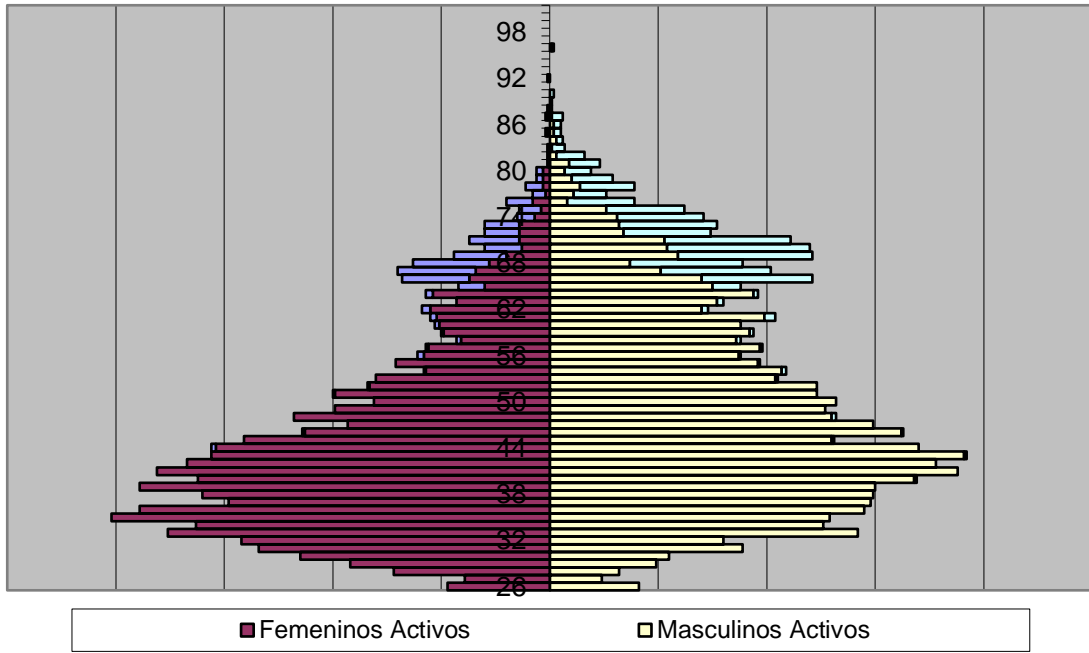
1- INFORMACIÓN ESTADÍSTICA DE LA POBLACIÓN

| AFILIADOS ACTIVOS | | | |
|--------------------------|-----------|---------------|---------------|
| Cantidad | Sexo | Participación | Promedio edad |
| 4420 | Femenino | 46,82% | 46,08 |
| 5021 | Masculino | 53,18% | 46,02 |
| 9441 | Total | 100% | 46,05 |

| AFILIADOS PASIVOS | | | |
|-------------------------------------|-----------|---------------|------------|
| Jubilaciones Ordinarias | | | |
| Cantidad | Sexo | Participación | Prom. Edad |
| 256 | Femenino | 30,96% | 70,28 |
| 571 | Masculino | 69,04% | 71,67 |
| 827 | Total | 100,00% | 71,24 |
| Jubilaciones Extraordinarias | | | |
| Cantidad | Sexo | Participación | Prom. Edad |
| 10 | Femenino | 58,82% | 53,78 |
| 7 | Masculino | 41,18% | 64,50 |
| 17 | Total | 100,00% | 58,19 |
| Pensiones | | | |
| Cantidad | Sexo | Participación | Prom. Edad |
| 24 | Femenino | 16,78% | 69,58 |
| 119 | Masculino | 83,22% | 62,54 |
| 143 | Total | 100,00% | 63,72 |

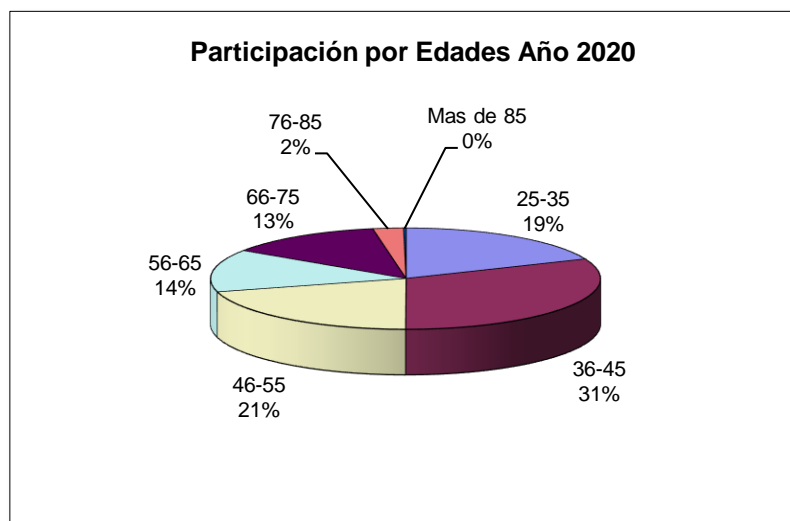
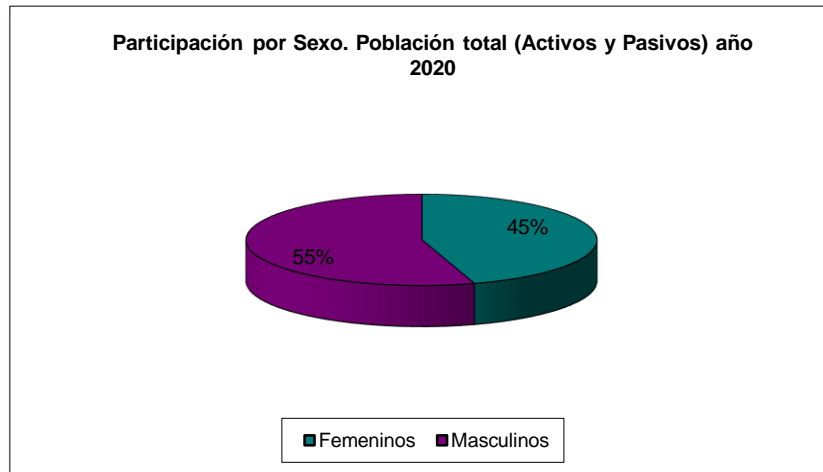


Pirámide poblacional actual



Participación Año 2020





2- VALUACIÓN PROYECTADA

Comprende un período de 100 años y se realizó, sobre la base de la población actual de afiliados activos pasivos informados, contemplando en ambos casos sus respectivos derechohabientes, con la incorporación al cálculo de las altas a operarse en el universo de afiliados activos, estimadas de acuerdo con la información estadística suministrada, en el orden del 1% anual, acorde aproximadamente al 60% de la tasa de crecimiento vegetativo de la población provincial.

Para la consideración de los derechohabientes de las incorporaciones, se supuso mantener la actual proporción de población casada con un cónyuge de tres años menos o tres años más según el sexo del titular fuere masculino o femenino.

3. TABLAS BIOMÉTRICAS UTILIZADAS

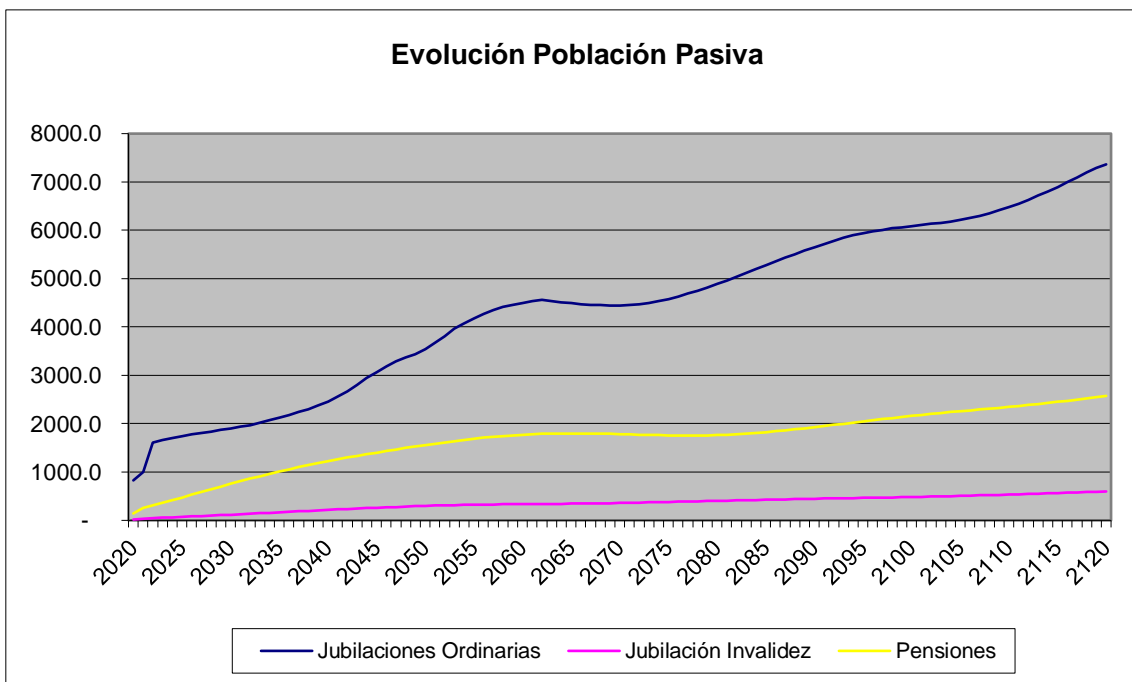
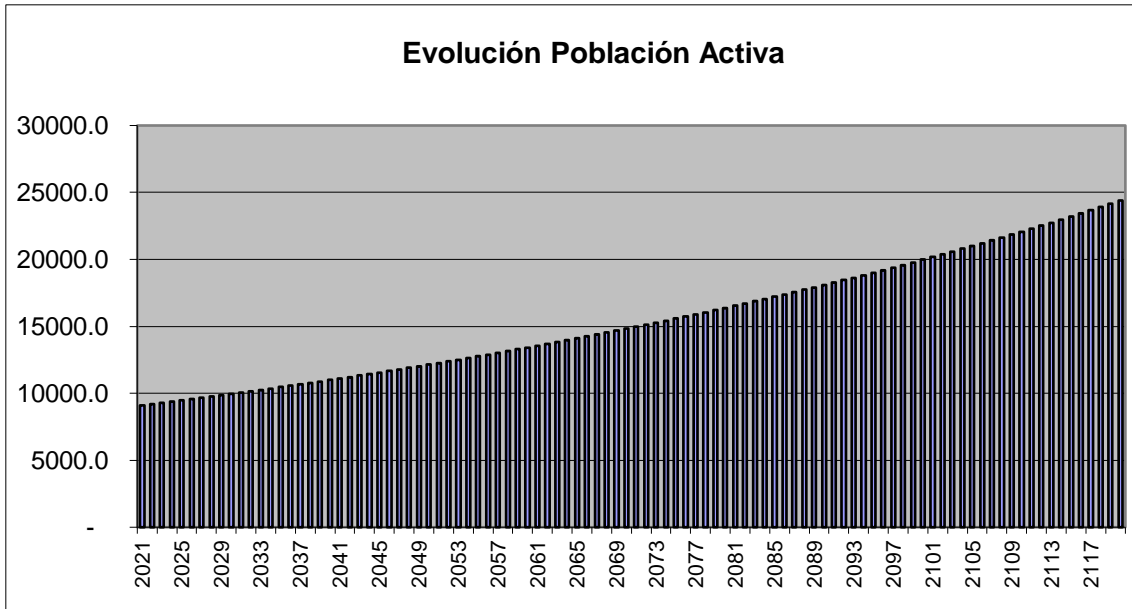
Las valuaciones se realizaron, teniendo en cuenta a cada afiliado con sus respectivos derechohabientes, en forma individual.

Las tablas de mortalidad e invalidez aplicadas en los cálculos, son las siguientes:

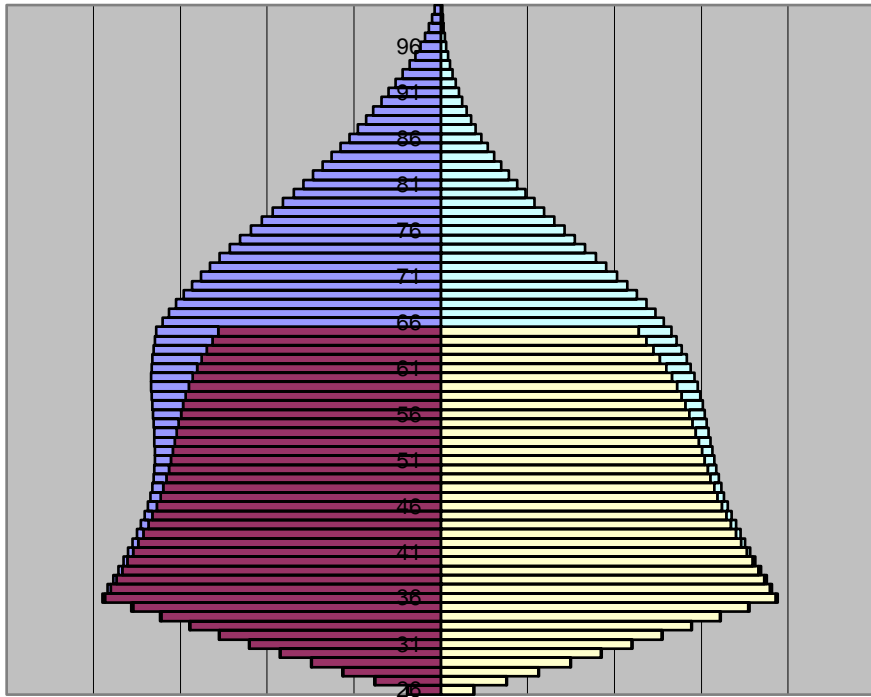
- Tabla GAM 1983 Varones y Mujeres;
- Tabla MI 85 Varones y Mujeres, para mortalidad de inválidos;

c) Tabla de Invalidez DS 1985 Varones Clase 1, al 33 %, tanto para varones como para mujeres.

4. GRAFICOS RESUMEN DE LA PREYECCIÓN DEMOGRÁFICA

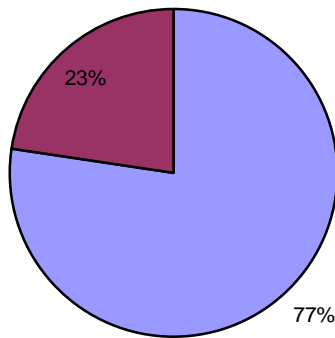


Pirámide poblacional Año 2120

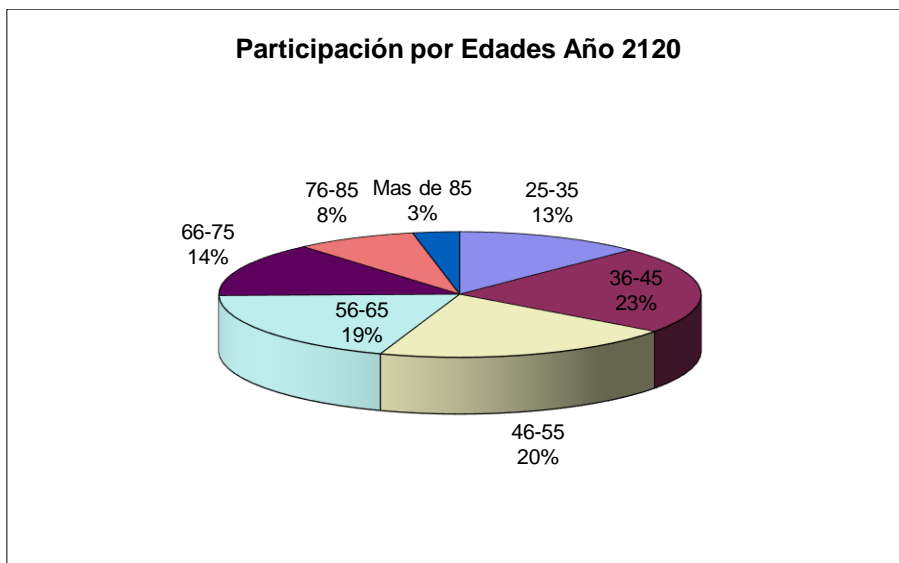
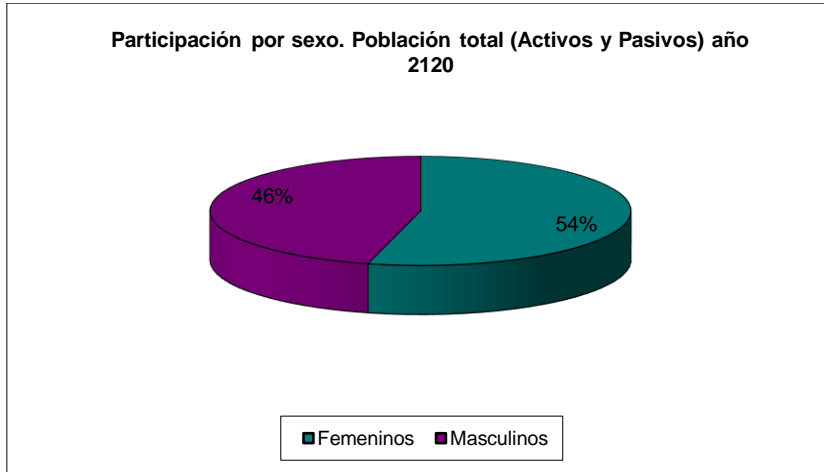


■ Femeninos Activos ■ Femeninos Pasivos □ Masculinos Activos □ Masculinos Pasivos

Participación Año 2120



■ Activos
■ Pasivos



5. HIPOTESIS CONSIDERADAS

Para la confección de la Valuación Actuarial se contemplaron las disposiciones de las Leyes Provinciales N°s 2045 y 2223, de las bases técnicas y reglamentaciones pertinentes.

Con relación a los rubros componentes de las valuaciones antes mencionadas se adoptaron las siguientes hipótesis:

5.1. Aportes obligatorios de afiliados activos

Se consideró la aportación a realizar por cada afiliado según lo establecido en el artículo n° 52 de la ley N° 2223, considerando la escala de aportación vigente

| Edad | Aporte |
|-----------|--------|
| Hasta | 3741 |
| 32 | 3741 |
| 34 | 4525 |
| 36 | 5274 |
| 38 | 5986 |
| 40 | 6726 |
| mas de 40 | 7541 |

con la siguiente afectación: 29% de cada aporte al Fondo de Invalidez y Muerte y 65% a Cuentas de Capitalización de Aportes Obligatorios.

No se consideró como recurso el 6% destinado a cobertura de gastos operativos por estimarse su consumo en forma total.

5.2. Aportes Voluntarios

No se consideraron hipótesis de aportación voluntaria

5.3. Beneficios

5.3.1. de afiliados activos

Para los beneficios de Jubilación por Invalidez y de Pensión por Muerte en Actividad se determinó el Haber Básico correspondiente para cada año de valuación hasta el correspondiente a la obtención de la prestación ordinaria a cada afiliado activo, sobre la base del valor total de la extensión ficta de aportes ajustada en los mismos porcentajes de aumentos aprobados para los aportes, tomando este total como Prima Pura Única correspondiente al momento del acaecimiento de la muerte o invalidez de cada afiliado más el saldo acumulado en su respectiva cuenta individual.

Para los beneficios ordinarios se tomó el saldo de la cuenta individual de cada afiliado al momento de cumplir condiciones reglamentarias calculándose el respectivo beneficio con lo determinado en bases técnicas del sistema.

Para los Subsidios Solidarios de Jubilación Ordinaria se han tomado las previsiones reglamentarias correspondientes, calculando como importe total entre Jubilación Ordinaria y Subsidio Solidario la suma de \$2.000.

Se ha considerado el Subsidio Adicional correspondiente al aumento de aportes vigente al mes de agosto de 2019 por \$10.782,54 con el factor de corrección según lo establece la reglamentación vigente

Se ha considerado el **Subsidio Adicional 2 correspondiente al aumento de aportes vigente al año 2020 de hasta \$3.000** de acuerdo con la reglamentación vigente.

Se consideraron los factores de derivación de los beneficios, para cada año de valuación, según la composición familiar.

5.3.2. de afiliados pasivos

Se ha tomado la información del padrón de afiliados pasivos clasificados por tipo de beneficio en curso, determinándose en consecuencia los beneficios de pensión derivados, cuando así hubiese correspondido, de acuerdo con lo indicado para el caso de afiliados activos.

Se ha considerado el subsidio de muerte al nuevo valor de \$10.947,42 por cada acaecimiento.

5.4. Gastos

Se consideró, de acuerdo con lo mencionado en 5.1), que el gasto operativo de la Caja consumirá en su totalidad el recurso reglamentario del 6% de los aportes totales, razón por la cual no se consideran en la proyección ambos conceptos.

5.5. Reservas

Se han considerado como reservas del sistema previsional, según información del balance al 31/12/2020 por \$ 5.943.191.317 conformadas de la siguiente forma: Disponibilidades \$ 324740559, Fondos Comunes de Inversión \$475.454.610, Obligaciones Negociables 213.142.827 Títulos Públicos Nacionales y Provinciales

\$3.813.836.799, Leasing Inmobiliario \$22.411.708, Préstamos a Afiliados \$3.325.065, Planes de Pagos y Deudores en Gestión \$243.661.708, e Inmuebles \$846.618.038,

6. EXPOSICION DE LOS RESULTADOS

6.1. Balance Actuarial

| VALORES ACTUALES AL 4% | 31/12/2019 | 31/12/2020 |
|---|-----------------------|-----------------------|
| ACTIVO | 25.360.592.366 | 28.398.470.262 |
| Reservas | 4.035.338.897 | 5.943.191.317 |
| | | |
| Total Ingresos Futuros Población Activa | 21.325.253.469 | 22.455.278.945 |
| Aportes Fut. Inv. y Muerte | 6.579.067.559 | 6.927.692.440 |
| Aportes Fut. C.I.A.O. | 14.746.185.909 | 15.527.586.504 |
| | | |
| PASIVO | 25.360.592.366 | 28.398.470.262 |
| Total Egresos Futuros Población Activa | 22.532.717.404 | 23.491.715.639 |
| Pensión por Muerte en Actividad | 1.362.588.899 | 1.498.832.072 |
| Jubilación por Invalidez y Derivadas | 692.476.962 | 708.251.198 |
| Jub Ordinaria y Sub Solidario -Derivadas | 13.318.330.303 | 13.570.345.136 |
| Subsidio Fallecimiento | 57.475.250 | 68.970.300 |
| Saldo Reservas Matemáticas Finales | 792.947.148 | 821.422.813 |
| VA Beneficio Subsidios | 6.308.898.843 | 6.823.894.120 |
| | | |
| Total Egresos de Actuales Pasivos | 1.669.205.307 | 1.834.628.774 |
| Jubilación Ordinaria, Sub. Sol. y derivadas | 298.434.802 | 342.731.876 |
| Jubilación por Invalidez y derivadas | 12.380.190 | 13.605.097 |
| Pensiones | 54.282.768 | 62.648.219 |
| VAA Importes recomposición pasivos | 1.304.107.546 | 1.415.643.582 |
| | | |
| Fondo de Fluctuación | 77.153.759 | 77.153.759 |
| Rentabilidad neta del ejercicio a distrib en FP | 1.137.211.096 | 3.045.044.257 |
| | | |
| SUPERAVIT / DEFICIT ACTUARIAL | - 55.695.201 | - 50.072.167 |

6.1.1. Anexos:

Proyección demográfico-financiera;
Valores Actuales al 4% anual.

6.2 Proyección Financiera de Recursos

Se realizó la proyección de recursos de la Caja, para los próximos 10 años, tomando en consideración los resultados anuales de valuación proyectada, sobre la base

de la cobranza real de la Caja, estimada en un 60% del devengado anualmente, cuyos resultados son los siguientes:

| Año | Resultado Anual | 4% | 5% |
|------------|------------------------|----------------------|----------------------|
| | | | |
| 0 | Reserva Inicial | 5.943.191.317 | 5.943.191.317 |
| 1 | 309.268.849 | 6.490.187.818 | 6.549.619.731 |
| 2 | 291.005.757 | 7.040.801.088 | 7.168.106.475 |
| 3 | 252.534.012 | 7.574.967.143 | 7.779.045.810 |
| 4 | 246.855.660 | 8.124.821.488 | 8.414.853.760 |
| 5 | 220.602.960 | 8.670.417.308 | 9.056.199.409 |
| 6 | 214.802.795 | 9.232.036.796 | 9.723.812.175 |
| 7 | 208.274.753 | 9.809.593.021 | 10.418.277.536 |
| 8 | 203.640.157 | 10.405.616.899 | 11.142.831.570 |
| 9 | 195.233.336 | 11.017.074.911 | 11.895.206.485 |
| 10 | 187.870.032 | 11.645.627.939 | 12.677.836.841 |

No solo se muestra la evolución con una tasa de interés real del 4% (interés por sobre inflación) sino también se desarrolla una evolución obteniendo un 5% de interés real, al solo efecto de mostrar la sensibilidad con relación a un mayor rendimiento.

De acuerdo con los resultados obtenidos la suficiencia de los recursos de la Caja es para todo el plazo de la evaluación, es decir que con el cumplimiento de los supuestos considerados las reservas acumuladas mas los recursos futuros son financieramente suficientes para el pago de las prestaciones actuales y futuras, por el término de 100 años.

7. COMENTARIOS Y CONCLUSIONES

El resultado de la valuación, que se puede apreciar en el balance del punto 6.1, es, desde el punto de vista actuarial, una posición de equilibrio ya que el negativo de \$50.072.167.- es no significativo. Esta situación reafirma la tendencia que se viene sucediendo en valuaciones de los últimos años.

El mencionado resultado contempla el Subsidio Solidario Adicional con un haber referencial desde agosto de 2019 de \$10.782,54 y tal lo descripto en el punto 5.3.1.in fine contiene el **Subsidio Adicional 2 correspondiente al aumento de aportes vigente al año 2020 de hasta \$3.000.**

Es de destacar que el hecho de no adecuar la escala de aportes en la proporción en la que se desvaloriza el signo monetario no permite mantener el poder adquisitivo de los beneficios futuros proyectados tanto del sistema de capitalización como el de los beneficios solidarios.

Un párrafo especial merece el tema de cómo la Caja protege los aportes ya cobrados para ser utilizados en el futuro, en relación ello a la inflación. Al respecto hablamos de la rentabilidad obtenida por la inversión de las reservas del sistema, que en el presente ejercicio fue similar al nivel de la tasa de devaluación del peso.

Las rentas del ejercicio a asignar a los fondos previsionales de capitalización alcanzaron los \$1.855.919.121, cifra ésta que representa una rentabilidad sobre los fondos previsionales de capitalización del 49,063%.

Es importante insistir en la adecuación de la tabla de aportes como mínimo para equiparar los efectos de la inflación y en la medida de lo posible superar ese nivel a los efectos de tener un incremento real de los magros beneficios actuales, recordando siempre que los aportes son la principal columna del financiamiento de los beneficios.

Neuquén, 7 de septiembre de 2022



Jaime E. Basterra
Actuario (UBA)
C.P.C.E.N. T°1 F°5

**PROYECCION DEMOGRAFICO FINANCIERA
VALUACION PROYECTADA**

| Año | Aportes | Solidario | Total Ingresos | Pensión por Muerte | Jubilación por Invalidez | Pensión derivada de Invalidez | Jubilación Ordinaria | Pensión derivada de Jub. O. | Subsidio Muerte | Subsidios Jub | Total Prestaciones Futuras | Prestaciones Actuales Capitalización | Prestaciones Actuales Subsidios | Total Prestaciones | Total Egresos | Resultado Anual |
|-----|-------------|-------------|----------------|--------------------|--------------------------|-------------------------------|----------------------|-----------------------------|-----------------|---------------|----------------------------|--------------------------------------|---------------------------------|--------------------|---------------|-----------------|
| 1 | 494.370.835 | 220.565.450 | 714.936.285 | 1.405.589 | 357.195 | - | 2.818.563 | 35.839 | 1.166.721 | 14.306.151 | 20.090.058 | 40.452.060 | 138.946.086 | 199.488.204 | 199.488.204 | 515.448.081 |
| 2 | 499.001.323 | 222.631.360 | 721.632.683 | 3.049.729 | 737.785 | 6.300 | 11.005.900 | 174.675 | 1.247.767 | 45.734.822 | 61.956.978 | 39.425.422 | 135.240.689 | 236.623.088 | 236.623.088 | 485.009.595 |
| 3 | 499.552.232 | 222.877.150 | 722.429.382 | 4.551.927 | 1.147.161 | 19.204 | 25.518.140 | 666.030 | 1.334.605 | 98.728.985 | 131.966.052 | 38.316.880 | 131.256.431 | 301.539.363 | 301.539.363 | 420.890.020 |
| 4 | 506.882.640 | 226.147.639 | 733.030.280 | 6.304.269 | 1.599.821 | 39.023 | 31.108.694 | 1.221.561 | 1.422.228 | 115.788.679 | 157.484.276 | 37.127.338 | 126.992.567 | 321.604.180 | 321.604.180 | 411.426.099 |
| 5 | 493.168.020 | 220.028.809 | 713.196.829 | 8.300.625 | 2.092.830 | 66.503 | 37.808.111 | 1.864.349 | 1.513.162 | 135.569.089 | 187.214.667 | 35.858.459 | 122.452.102 | 345.525.228 | 345.525.228 | 367.671.601 |
| 6 | 501.355.603 | 223.681.731 | 725.037.334 | 10.557.337 | 2.640.137 | 102.111 | 44.103.197 | 2.591.485 | 1.607.644 | 153.275.069 | 214.876.979 | 34.512.860 | 117.642.836 | 367.032.675 | 367.032.675 | 358.004.659 |
| 7 | 508.830.825 | 227.016.830 | 735.847.654 | 13.068.032 | 3.248.239 | 146.618 | 51.077.205 | 3.415.350 | 1.705.551 | 170.390.143 | 243.051.138 | 33.094.304 | 112.577.624 | 388.723.066 | 388.723.066 | 347.124.588 |
| 8 | 517.210.932 | 230.755.647 | 747.966.579 | 15.833.154 | 3.924.531 | 200.867 | 58.157.833 | 4.341.966 | 1.806.566 | 185.420.126 | 269.685.043 | 31.607.385 | 107.273.888 | 408.566.317 | 408.566.317 | 339.400.262 |
| 9 | 524.220.875 | 233.883.160 | 758.104.035 | 18.835.738 | 4.671.452 | 266.151 | 67.120.917 | 5.389.213 | 1.910.032 | 202.709.157 | 300.902.660 | 30.057.742 | 101.754.740 | 432.715.141 | 432.715.141 | 325.388.894 |
| 10 | 531.461.650 | 237.113.659 | 768.575.309 | 22.067.568 | 5.497.736 | 342.971 | 75.619.597 | 6.551.504 | 2.015.256 | 218.861.753 | 330.956.384 | 28.452.577 | 96.049.629 | 455.458.590 | 455.458.590 | 313.116.720 |
| 11 | 537.761.846 | 239.924.516 | 777.686.362 | 25.492.954 | 6.403.469 | 432.786 | 86.544.573 | 7.852.835 | 2.121.522 | 237.210.520 | 366.058.661 | 26.800.719 | 90.194.058 | 483.053.438 | 483.053.438 | 294.632.924 |
| 12 | 544.073.337 | 242.740.412 | 786.813.749 | 29.085.076 | 7.395.436 | 536.490 | 97.759.347 | 9.303.873 | 2.228.633 | 254.248.647 | 400.557.503 | 25.112.376 | 84.228.887 | 509.898.767 | 509.898.767 | 276.914.983 |
| 13 | 549.687.900 | 245.245.371 | 794.933.270 | 32.814.306 | 8.476.093 | 655.654 | 111.484.614 | 10.919.270 | 2.336.279 | 272.969.505 | 439.655.721 | 23.399.384 | 78.200.837 | 541.255.942 | 541.255.942 | 253.677.328 |
| 14 | 554.819.493 | 247.534.851 | 802.354.344 | 36.622.140 | 9.636.786 | 790.822 | 126.944.249 | 12.722.454 | 2.444.140 | 292.957.256 | 482.117.847 | 21.674.827 | 72.160.506 | 575.953.180 | 575.953.180 | 226.401.164 |
| 15 | 559.537.155 | 249.639.654 | 809.176.809 | 40.468.112 | 10.880.325 | 943.458 | 145.802.351 | 14.735.920 | 2.551.706 | 314.627.815 | 530.009.687 | 19.952.704 | 66.160.764 | 616.123.154 | 616.123.154 | 193.053.655 |
| 16 | 564.670.458 | 251.929.897 | 816.600.355 | 44.344.480 | 12.216.887 | 1.114.265 | 163.924.216 | 16.971.018 | 2.658.276 | 333.780.253 | 575.009.396 | 18.247.490 | 60.255.120 | 653.512.006 | 653.512.006 | 163.088.349 |
| 17 | 569.448.368 | 254.061.580 | 823.509.948 | 48.235.121 | 13.645.261 | 1.304.400 | 184.331.368 | 19.437.189 | 2.763.472 | 353.605.984 | 623.322.795 | 16.573.615 | 54.494.779 | 694.391.189 | 694.391.189 | 129.118.759 |
| 18 | 573.859.708 | 256.029.716 | 829.889.424 | 52.121.744 | 15.162.872 | 1.515.134 | 207.857.817 | 22.154.662 | 2.867.395 | 375.079.309 | 676.758.934 | 14.945.177 | 48.928.319 | 740.632.430 | 740.632.430 | 89.256.995 |
| 19 | 578.555.342 | 258.124.691 | 836.680.032 | 56.002.527 | 16.776.135 | 1.746.841 | 231.007.421 | 25.140.884 | 2.969.998 | 394.188.344 | 727.832.151 | 13.375.505 | 43.600.072 | 784.807.728 | 784.807.728 | 51.872.304 |
| 20 | 582.788.754 | 260.013.444 | 842.802.198 | 59.849.752 | 18.468.343 | 2.000.907 | 259.155.729 | 28.435.131 | 3.071.334 | 416.061.359 | 787.042.555 | 11.876.582 | 38.548.797 | 837.467.934 | 837.467.934 | 5.334.265 |
| 21 | 587.313.845 | 262.032.331 | 849.346.177 | 63.685.827 | 20.239.208 | 2.276.539 | 288.278.458 | 32.010.910 | 3.171.240 | 437.227.619 | 846.889.801 | 10.458.942 | 33.806.918 | 891.155.662 | 891.155.662 | -41.809.485 |
| 22 | 591.014.099 | 263.683.213 | 854.697.312 | 67.424.542 | 22.048.468 | 2.574.623 | 325.149.393 | 35.953.686 | 3.269.621 | 462.632.891 | 919.053.224 | 9.131.358 | 29.400.112 | 957.584.694 | 957.584.694 | -102.887.382 |
| 23 | 594.605.445 | 265.285.506 | 859.890.951 | 71.038.769 | 23.878.280 | 2.896.196 | 366.493.986 | 40.315.543 | 3.366.221 | 488.503.077 | 996.491.981 | 7.900.743 | 25.347.211 | 1.029.739.934 | 1.029.739.934 | -169.848.983 |
| 24 | 598.610.090 | 267.072.194 | 865.682.284 | 74.526.759 | 25.718.469 | 3.238.822 | 408.552.403 | 45.087.509 | 3.461.131 | 511.735.412 | 1.072.320.505 | 6.771.948 | 21.659.367 | 1.100.751.821 | 1.100.751.821 | -235.069.537 |
| 25 | 602.481.522 | 268.799.448 | 871.280.970 | 77.856.371 | 27.543.652 | 3.603.920 | 455.792.633 | 50.313.397 | 3.554.676 | 536.030.739 | 1.154.695.387 | 5.747.886 | 18.340.676 | 1.178.783.950 | 1.178.783.950 | -307.502.980 |
| 26 | 607.607.187 | 271.086.283 | 878.693.470 | 81.094.178 | 29.375.641 | 3.987.763 | 497.639.918 | 55.939.222 | 3.646.749 | 553.939.376 | 1.225.622.847 | 4.829.591 | 15.388.531 | 1.245.840.970 | 1.245.840.970 | -367.147.500 |
| 27 | 612.824.567 | 273.414.038 | 886.238.605 | 84.253.101 | 31.198.766 | 4.387.292 | 542.511.972 | 61.947.916 | 3.737.381 | 570.858.030 | 1.298.894.459 | 4.016.213 | 12.794.290 | 1.315.704.961 | 1.315.704.961 | -429.466.357 |
| 28 | 619.062.858 | 276.197.275 | 895.260.133 | 87.388.439 | 33.042.611 | 4.802.524 | 625.336.371 | 68.300.491 | 3.826.559 | 583.594.703 | 1.363.291.699 | 3.304.888 | 10.542.946 | 1.377.139.533 | 1.377.139.533 | -481.879.400 |
| 29 | 625.843.989 | 279.222.703 | 905.066.692 | 90.513.763 | 34.911.782 | 5.235.433 | 619.464.154 | 74.964.843 | 3.914.320 | 591.170.277 | 1.420.174.572 | 2.691.176 | 8.614.085 | 1.431.479.833 | 1.431.479.833 | -526.413.141 |
| 30 | 631.948.839 | 281.946.405 | 913.895.245 | 93.541.716 | 36.751.087 | 5.675.321 | 665.202.043 | 81.956.585 | 4.000.433 | 598.859.176 | 1.485.986.360 | 2.169.367 | 6.983.993 | 1.495.139.719 | 1.495.139.719 | -581.244.475 |
| 31 | 638.279.108 | 284.770.679 | 923.049.786 | 96.454.442 | 38.531.496 | 6.131.081 | 715.239.342 | 89.253.390 | 4.084.831 | 604.507.951 | 1.554.202.533 | 1.732.514 | 5.625.705 | 1.561.560.752 | 1.561.560.752 | -638.510.966 |
| 32 | 646.249.066 | 288.326.506 | 934.575.573 | 99.219.186 | 40.248.567 | 6.587.498 | 761.890.281 | 96.811.578 | 4.166.900 | 604.229.418 | 1.613.153.427 | 1.372.512 | 4.509.539 | 1.619.035.477 | 1.619.035.477 | -684.459.905 |
| 33 | 654.493.536 | 292.004.808 | 946.498.344 | 101.622.455 | 41.798.307 | 7.047.858 | 824.023.120 | 104.724.915 | 4.245.741 | 603.298.137 | 1.686.760.534 | 1.080.492 | 3.604.514 | 1.691.445.540 | 1.691.445.540 | -744.947.196 |
| 34 | 665.967.904 | 297.124.142 | 963.092.046 | 103.861.945 | 43.257.540 | 7.505.330 | 869.625.628 | 112.774.982 | 4.321.382 | 593.571.652 | 1.734.918.370 | 847.221 | 2.879.527 | 1.738.645.118 | 1.738.645.118 | -775.553.072 |
| 35 | 677.987.175 | 302.486.586 | 980.473.761 | 105.833.934 | 44.583.365 | 7.973.187 | 919.985.849 | 120.971.514 | 4.393.072 | 581.545.414 | 1.785.286.335 | 663.628 | 2.305.012 | 1.788.254.975 | 1.788.254.975 | -807.781.214 |
| 36 | 690.862.818 | 308.231.103 | 999.093.921 | 107.615.792 | 45.803.839 | 8.434.302 | 962.326.799 | 129.174.471 | 4.460.605 | 565.253.644 | 1.823.069.450 | 520.959 | 1.853.255 | 1.825.443.664 | 1.825.443.664 | -826.349.743 |
| 37 | 703.584.463 | 313.906.914 | 1.017.491.378 | 109.197.470 | 46.919.653 | 8.874.384 | 1.001.983.206 | 137.322.263 | 4.523.411 | 545.334.945 | 1.854.155.331 | 411.132 | 1.499.368 | 1.856.065.831 | 1.856.065.831 | -838.574.454 |
| 38 | 715.828.564 | 319.369.667 | 1.035.198.231 | 110.618.198 | 47.948.160 | 9.305.931 | 1.036.715.635 | 145.316.521 | 4.580.632 | 522.710.351 | 1.877.195.428 | 327.028 | 1.221.999 | 1.878.744.455 | 1.878.744.455 | -843.546.225 |
| 39 | 728.483.815 | 325.015.856 | 1.053.499.670 | 111.915.350 | 48.913.447 | 9.747.544 | 1.065.145.517 | 153.067.698 | 4.630.967 | 497.379.364 | 1.890.799.887 | 262.597 | 1.003.380 | 1.892.065.865 | 1.892.065.865 | -838.566.195 |
| 40 | 741.097.394 | 330.643.453 | 1.071.740.847 | 113.069.822 | 49.813.651 | 10.160.027 | 1.092.453.903 | 160.531.682 | 4.672.878 | 470.625.079 | 1.901.327.042 | 212.944 | 829.320 | 1.902.369.306 | 1.902.369.306 | -830.628.459 |
| 41 | 753.429.774 | 336.145.591 | 1.089.575.365 | 114.065.512 | 50.626.592 | 10.556.110 | 1.121.679.025 | 167.648.725 | 4.705.512 | 443.187.492 | 1.912.468.969 | 174.152 | 688.794 | 1.913.331.915 | 1.913.331.915 | -823.756.550 |
| 42 | 765.691.986 | 341.616.424 | 1.107.308.410 | 114.949.816 | 51.377.546 | 10.890.455 | 1.145.460.809 | 174.331.106 | 4.727.868 | 415.120.405 | 1.916.858.005 | 143.301 | 573.524 | 1.917.574.830 | 1.917.574.830 | -810.266.420 |
| 43 | 777.168.954 | 346.736.918 | 1.123.905.872 | 115.763.269 | 52.095.410 | 11.217.492 | 1.163.691.160 | 180.505.218 | 4.739.145 | 386.703.352 | 1.914.715.047 | 118.262 | 477.525 | 1.915.310.834 | 1.915.310.834 | -791.404.962 |
| 44 | 787.497.096 | 351.344.858 | 1.138.841.954 | 116.574.812 | 52.823.048 | 11.523.255 | 1.174.812.200 | 186.090.907 | 4.738.873 | 358.402.769 | 1.904.965.864 | 97.545 | 396.595 | 1.905.460.004 | 1.905.460.004 | -766.618.051 |
| 45 | 796.385.524 | 355.310.465 | 1.151.695.989 | 117.398.952 | 53.565.193 | 11.808.194 | 1.185.568.673 | 191.064.522 | 4.726.346 | 330.478.954 | 1.894.610.834 | 80.164 | 327.816 | 1.895.018.813 | 1.895.018.813 | -743.322.824 |
| 46 | 804.362.541 | 358.869.442 | 1.163.231.983 | 118.249.607 | 54.329.695 | 12.096.450 | 1.195.643.364 | 195.412.091 | 4.701.506 | 303.114.337 | 1.883.547.051 | 65.456 | 269.112 | 1.883.881.620 | 1.883.881.620 | -720.649.637 |
| 47 | 812.247.639 | 362.387.408 | 1.174.635.047 | 119.139.891 | 55.121.355 | 12.299.871 | 1.205.688.371 | 199.134.831 | 4.664.219 | | | | | | | |

**PROYECCION DEMOGRAFICO FINANCIERA
VALUACION PROYECTADA**

| Año | Aportes | Solidario | Total Ingresos | Pensión por Muerte | Jubilación por Invalidez | Pensión derivada de Invalidez | Jubilación Ordinaria | Pensión derivada de Jub. O. | Subsidio Muerte | Subsidios Jub | Total Prestaciones Futuras | Prestaciones Actuales Capitalización | Prestaciones Actuales Subsidios | Total Prestaciones | Total Egresos | Resultado Anual |
|-----|---------------|-------------|----------------|--------------------|--------------------------|-------------------------------|----------------------|-----------------------------|-----------------|---------------|----------------------------|--------------------------------------|---------------------------------|--------------------|---------------|-----------------|
| 57 | 903.051.458 | 402.899.881 | 1.305.951.340 | 131.342.426 | 64.416.570 | 13.119.120 | 1.370.914.047 | 212.420.377 | 3.755.528 | 74.947.520 | 1.870.915.588 | 2.883 | 13.154 | 1.870.931.625 | 1.870.931.625 | -564.980.285 |
| 58 | 912.259.645 | 407.008.149 | 1.319.267.795 | 132.816.610 | 65.375.064 | 13.169.211 | 1.395.396.030 | 213.075.590 | 3.641.639 | 62.741.352 | 1.886.215.497 | 1.933 | 8.933 | 1.886.226.363 | 1.886.226.363 | -566.958.568 |
| 59 | 921.374.999 | 411.074.999 | 1.332.449.998 | 134.309.652 | 66.316.856 | 13.174.962 | 1.420.138.489 | 213.928.639 | 3.530.389 | 51.974.503 | 1.903.373.490 | 1.263 | 5.918 | 1.903.380.671 | 1.903.380.671 | -570.930.673 |
| 60 | 930.338.200 | 415.073.966 | 1.345.412.165 | 135.806.778 | 67.233.056 | 13.189.969 | 1.445.971.075 | 215.042.159 | 3.423.398 | 42.580.608 | 1.923.247.043 | 803 | 3.820 | 1.923.251.666 | 1.923.251.666 | -577.839.500 |
| 61 | 939.436.188 | 419.133.069 | 1.358.569.257 | 137.296.985 | 68.117.585 | 13.211.742 | 1.472.216.651 | 216.462.737 | 3.322.373 | 34.477.110 | 1.945.105.182 | 495 | 2.398 | 1.945.108.076 | 1.945.108.076 | -586.538.819 |
| 62 | 948.532.913 | 423.191.607 | 1.371.724.520 | 138.769.447 | 68.965.074 | 13.217.854 | 1.498.581.346 | 218.222.924 | 3.228.725 | 27.570.141 | 1.968.555.510 | 296 | 1.463 | 1.968.557.269 | 1.968.557.269 | -596.832.749 |
| 63 | 957.726.544 | 427.293.381 | 1.385.019.925 | 140.212.917 | 69.770.295 | 13.263.352 | 1.524.876.279 | 220.340.821 | 3.143.485 | 21.757.719 | 1.993.364.868 | 171 | 864 | 1.993.365.903 | 1.993.365.903 | -608.345.978 |
| 64 | 967.135.786 | 431.491.351 | 1.398.627.136 | 141.626.654 | 70.534.627 | 13.325.550 | 1.549.913.671 | 222.814.483 | 3.067.511 | 16.931.643 | 2.018.214.139 | 95 | 494 | 2.018.214.728 | 2.018.214.728 | -619.587.592 |
| 65 | 976.458.711 | 435.650.810 | 1.412.109.521 | 143.006.169 | 71.257.016 | 13.365.695 | 1.574.035.711 | 225.633.086 | 3.001.674 | 12.981.352 | 2.043.280.704 | 50 | 271 | 2.043.281.025 | 2.043.281.025 | -631.171.503 |
| 66 | 985.836.655 | 439.834.815 | 1.425.671.470 | 144.355.102 | 71.941.797 | 13.433.666 | 1.596.336.628 | 228.769.098 | 2.946.491 | 9.796.701 | 2.067.579.483 | 25 | 141 | 2.067.579.648 | 2.067.579.648 | -641.908.178 |
| 67 | 995.228.525 | 444.025.034 | 1.439.253.559 | 145.671.322 | 72.589.057 | 13.509.825 | 1.617.521.402 | 232.188.567 | 2.902.241 | 7.269.431 | 2.091.651.845 | 11 | 67 | 2.091.651.923 | 2.091.651.923 | -652.398.364 |
| 68 | 1.004.655.468 | 448.230.901 | 1.452.886.369 | 146.957.437 | 73.201.769 | 13.638.710 | 1.637.137.175 | 235.848.904 | 2.868.952 | 5.298.504 | 2.114.951.450 | 4 | 29 | 2.114.951.484 | 2.114.951.484 | -662.065.116 |
| 69 | 1.014.276.277 | 452.523.262 | 1.466.799.539 | 148.212.551 | 73.781.082 | 13.728.301 | 1.655.533.112 | 239.702.497 | 2.846.358 | 3.789.522 | 2.137.593.423 | 1 | 10 | 2.137.593.434 | 2.137.593.434 | -670.793.895 |
| 70 | 1.024.015.504 | 456.868.456 | 1.480.883.960 | 149.433.598 | 74.326.645 | 13.852.557 | 1.673.011.549 | 243.698.240 | 2.833.999 | 2.656.047 | 2.159.812.635 | - | 3 | 2.159.812.638 | 2.159.812.638 | -678.928.678 |
| 71 | 1.034.040.443 | 461.341.121 | 1.495.381.563 | 150.624.212 | 74.842.804 | 13.970.758 | 1.688.900.122 | 247.778.306 | 2.831.159 | 1.822.324 | 2.180.769.686 | - | - | 2.180.769.686 | 2.180.769.686 | -685.388.122 |
| 72 | 1.044.171.836 | 465.861.280 | 1.510.033.116 | 151.787.801 | 75.333.943 | 14.115.917 | 1.703.356.822 | 251.884.346 | 2.836.962 | 1.222.195 | 2.200.537.985 | - | - | 2.200.537.985 | 2.200.537.985 | -690.504.869 |
| 73 | 1.054.488.876 | 470.464.268 | 1.524.953.144 | 152.924.976 | 75.802.763 | 14.210.093 | 1.716.822.125 | 255.962.251 | 2.850.308 | 799.810 | 2.219.372.324 | - | - | 2.219.372.324 | 2.219.372.324 | -694.419.180 |
| 74 | 1.064.974.464 | 475.142.453 | 1.540.116.918 | 154.051.184 | 76.261.395 | 14.322.011 | 1.727.988.047 | 259.951.796 | 2.869.982 | 510.038 | 2.235.954.453 | - | - | 2.235.954.453 | 2.235.954.453 | -695.837.536 |
| 75 | 1.075.443.191 | 479.813.116 | 1.555.256.307 | 155.176.539 | 76.718.392 | 14.427.117 | 1.737.728.723 | 263.803.047 | 2.894.763 | 316.486 | 2.251.065.068 | - | - | 2.251.065.068 | 2.251.065.068 | -695.808.761 |
| 76 | 1.086.039.239 | 484.540.583 | 1.570.579.822 | 156.316.795 | 77.185.891 | 14.550.020 | 1.745.742.374 | 267.468.756 | 2.923.445 | 190.722 | 2.264.378.003 | - | - | 2.264.378.003 | 2.264.378.003 | -693.798.181 |
| 77 | 1.096.696.163 | 489.295.211 | 1.585.991.375 | 157.484.033 | 77.673.483 | 14.668.034 | 1.752.734.065 | 270.911.809 | 2.954.932 | 111.233 | 2.276.537.590 | - | - | 2.276.537.590 | 2.276.537.590 | -690.546.215 |
| 78 | 1.107.407.664 | 494.074.189 | 1.601.481.853 | 158.691.195 | 78.190.407 | 14.763.902 | 1.759.018.566 | 274.103.913 | 2.988.193 | 62.627 | 2.287.818.803 | - | - | 2.287.818.803 | 2.287.818.803 | -686.336.949 |
| 79 | 1.118.398.944 | 498.977.990 | 1.617.376.935 | 159.947.153 | 78.744.245 | 14.863.366 | 1.765.091.246 | 277.029.658 | 3.022.319 | 34.110 | 2.298.732.097 | - | - | 2.298.732.097 | 2.298.732.097 | -681.355.162 |
| 80 | 1.129.591.528 | 503.971.605 | 1.633.563.132 | 161.258.425 | 79.339.790 | 14.998.733 | 1.771.594.586 | 279.681.523 | 3.056.584 | 17.727 | 2.309.947.367 | - | - | 2.309.947.367 | 2.309.947.367 | -676.384.235 |
| 81 | 1.141.082.818 | 509.098.488 | 1.650.181.306 | 162.630.267 | 79.981.476 | 15.091.895 | 1.778.723.533 | 282.065.277 | 3.090.404 | 8.821 | 2.321.591.674 | - | - | 2.321.591.674 | 2.321.591.674 | -671.410.368 |
| 82 | 1.152.784.731 | 514.319.342 | 1.667.104.073 | 164.070.280 | 80.674.467 | 15.185.728 | 1.786.477.773 | 284.191.809 | 3.123.383 | 4.147 | 2.333.727.587 | - | - | 2.333.727.587 | 2.333.727.587 | -666.623.514 |
| 83 | 1.164.658.131 | 519.616.704 | 1.684.274.835 | 165.586.475 | 81.423.932 | 15.256.740 | 1.794.954.423 | 286.081.167 | 3.155.268 | 1.810 | 2.346.459.815 | - | - | 2.346.459.815 | 2.346.459.815 | -662.184.980 |
| 84 | 1.176.648.782 | 524.966.380 | 1.701.615.162 | 167.184.679 | 82.233.098 | 15.379.315 | 1.804.530.528 | 287.761.564 | 3.185.929 | 721 | 2.360.275.833 | - | - | 2.360.275.833 | 2.360.275.833 | -658.660.672 |
| 85 | 1.188.715.376 | 530.349.937 | 1.719.065.313 | 168.867.944 | 83.102.735 | 15.436.733 | 1.815.611.017 | 289.269.675 | 3.215.343 | 226 | 2.375.503.671 | - | - | 2.375.503.671 | 2.375.503.671 | -656.438.358 |
| 86 | 1.200.886.521 | 535.780.140 | 1.736.666.660 | 170.633.360 | 84.029.739 | 15.498.143 | 1.828.762.563 | 290.651.217 | 3.243.568 | 59 | 2.392.818.649 | - | - | 2.392.818.649 | 2.392.818.649 | -656.151.989 |
| 87 | 1.213.236.778 | 541.290.255 | 1.754.527.033 | 172.477.228 | 85.010.145 | 15.556.440 | 1.844.004.215 | 291.954.481 | 3.270.734 | 10 | 2.412.273.252 | - | - | 2.412.273.252 | 2.412.273.252 | -657.746.219 |
| 88 | 1.225.770.639 | 546.882.285 | 1.772.652.924 | 174.393.914 | 86.038.533 | 15.652.439 | 1.861.422.537 | 293.230.345 | 3.296.996 | 1 | 2.434.034.765 | - | - | 2.434.034.765 | 2.434.034.765 | -661.381.841 |
| 89 | 1.238.459.404 | 552.543.426 | 1.791.002.830 | 176.376.371 | 87.108.530 | 15.765.309 | 1.880.993.493 | 294.530.499 | 3.322.555 | - | 2.458.096.757 | - | - | 2.458.096.757 | 2.458.096.757 | -667.093.927 |
| 90 | 1.251.260.004 | 558.254.463 | 1.809.514.467 | 178.416.734 | 88.213.240 | 15.885.209 | 1.902.602.867 | 295.904.981 | 3.347.643 | - | 2.484.370.672 | - | - | 2.484.370.672 | 2.484.370.672 | -674.856.205 |
| 91 | 1.264.100.466 | 563.983.285 | 1.828.083.751 | 180.505.924 | 89.344.982 | 16.013.311 | 1.926.163.333 | 297.402.216 | 3.372.530 | - | 2.512.802.296 | - | - | 2.512.802.296 | 2.512.802.296 | -684.718.546 |
| 92 | 1.276.997.294 | 569.737.254 | 1.846.734.548 | 182.633.915 | 90.495.589 | 16.150.510 | 1.951.526.106 | 299.066.956 | 3.397.502 | - | 2.543.270.577 | - | - | 2.543.270.577 | 2.543.270.577 | -696.536.029 |
| 93 | 1.289.946.191 | 575.514.454 | 1.865.460.645 | 184.790.080 | 91.656.685 | 16.297.490 | 1.978.493.780 | 300.939.021 | 3.422.840 | - | 2.575.599.896 | - | - | 2.575.599.896 | 2.575.599.896 | -710.139.250 |
| 94 | 1.302.953.247 | 581.317.603 | 1.884.270.850 | 186.963.565 | 92.819.990 | 16.454.627 | 2.006.823.287 | 303.052.066 | 3.448.805 | - | 2.609.562.341 | - | - | 2.609.562.341 | 2.609.562.341 | -725.291.491 |
| 95 | 1.316.031.624 | 587.152.571 | 1.903.184.195 | 189.144.608 | 93.978.183 | 16.622.057 | 2.036.146.240 | 305.431.934 | 3.475.641 | - | 2.644.798.662 | - | - | 2.644.798.662 | 2.644.798.662 | -741.614.467 |
| 96 | 1.329.168.387 | 593.013.588 | 1.922.181.975 | 191.324.194 | 95.124.700 | 16.799.629 | 2.066.150.990 | 308.096.558 | 3.503.569 | - | 2.680.999.639 | - | - | 2.680.999.639 | 2.680.999.639 | -758.817.665 |
| 97 | 1.342.363.354 | 598.900.573 | 1.941.263.927 | 193.494.907 | 96.254.266 | 16.986.939 | 2.096.466.472 | 311.055.193 | 3.532.785 | - | 2.717.790.563 | - | - | 2.717.790.563 | 2.717.790.563 | -776.526.636 |
| 98 | 1.355.613.642 | 604.812.240 | 1.960.425.882 | 195.650.032 | 97.362.318 | 17.183.337 | 2.126.844.560 | 314.309.214 | 3.563.462 | - | 2.754.912.924 | - | - | 2.754.912.924 | 2.754.912.924 | -794.487.042 |
| 99 | 1.368.930.614 | 610.753.659 | 1.979.684.273 | 197.784.412 | 98.445.535 | 17.387.998 | 2.156.979.460 | 317.851.729 | 3.595.735 | - | 2.792.044.870 | - | - | 2.792.044.870 | 2.792.044.870 | -812.360.597 |
| 100 | 1.382.338.417 | 616.735.601 | 1.999.074.018 | 199.893.914 | 99.501.490 | 17.599.912 | 2.186.654.312 | 321.668.392 | 3.629.704 | - | 2.828.947.724 | - | - | 2.828.947.724 | 2.828.947.724 | -829.873.705 |

VALORES ACTUALES AL 4%
VALUACION PROYECTADA

| Año | Aportes | Solidario | Total Ingresos | Pensión por Muerte | Jubilación por Invalidez | Pensión derivada de Invalidez | Jubilación Ordinaria | Pensión derivada de Jub. O. | Subsidio Muerte | Subsidios Jub | Total Prestaciones Futuras | Prestaciones Actuales Capitalización | Prestaciones Actuales Subsidios | Total Prestaciones | Total Egresos | Resultado Anual |
|-----|----------------|---------------|----------------|--------------------|--------------------------|-------------------------------|----------------------|-----------------------------|-----------------|---------------|----------------------------|--------------------------------------|---------------------------------|--------------------|----------------|-----------------|
| 0 | 15.527.586.504 | 6.927.692.440 | 22.455.278.945 | 1.498.832.072 | 605.651.690 | 102.599.509 | 11.912.477.133 | 1.657.868.003 | 68.970.300 | 6.823.894.120 | 22.670.292.826 | 418.985.192 | 1.415.643.582 | 24.504.921.599 | 24.504.921.599 | -2.049.642.655 |
| 1 | 475.356.572 | 212.082.163 | 687.438.735 | 1.351.528 | 343.457 | - | 2.710.157 | 34.461 | 1.121.847 | 13.755.914 | 19.317.364 | 38.896.211 | 133.602.006 | 191.815.581 | 191.815.581 | 495.623.155 |
| 2 | 461.354.774 | 205.835.207 | 667.189.981 | 2.819.646 | 682.124 | 5.824 | 10.175.573 | 161.497 | 1.153.631 | 42.284.414 | 57.282.709 | 36.451.019 | 125.037.619 | 218.771.347 | 218.771.347 | 448.418.634 |
| 3 | 444.100.116 | 198.136.975 | 642.237.090 | 4.046.647 | 1.019.822 | 17.072 | 22.685.533 | 592.098 | 1.186.459 | 87.769.709 | 117.317.340 | 34.063.566 | 116.686.489 | 268.067.395 | 268.067.395 | 374.169.695 |
| 4 | 433.285.405 | 193.311.950 | 626.597.355 | 5.388.916 | 1.367.534 | 33.357 | 26.591.842 | 1.044.195 | 1.215.726 | 98.976.648 | 134.618.219 | 31.736.604 | 108.553.778 | 274.908.601 | 274.908.601 | 351.688.754 |
| 5 | 405.348.164 | 180.847.642 | 586.195.806 | 6.822.508 | 1.720.154 | 54.660 | 31.075.511 | 1.532.359 | 1.243.708 | 111.427.909 | 153.876.809 | 29.473.040 | 100.646.702 | 283.996.551 | 283.996.551 | 302.199.255 |
| 6 | 396.228.616 | 176.778.921 | 573.007.537 | 8.343.617 | 2.086.539 | 80.700 | 34.855.397 | 2.048.088 | 1.270.544 | 121.135.513 | 169.820.398 | 27.276.014 | 92.974.842 | 290.071.254 | 290.071.254 | 282.936.282 |
| 7 | 386.669.608 | 172.514.133 | 559.183.740 | 9.930.631 | 2.468.395 | 111.418 | 38.814.478 | 2.595.386 | 1.296.078 | 129.482.505 | 184.698.890 | 25.148.951 | 85.549.741 | 295.397.582 | 295.397.582 | 263.786.158 |
| 8 | 377.920.962 | 168.610.891 | 546.531.853 | 11.569.131 | 2.867.616 | 146.771 | 42.495.359 | 3.172.632 | 1.320.040 | 135.484.670 | 197.056.220 | 23.095.207 | 78.383.980 | 298.535.406 | 298.535.406 | 247.996.447 |
| 9 | 368.310.633 | 164.323.206 | 532.633.839 | 13.233.740 | 3.282.100 | 186.994 | 47.158.266 | 3.786.390 | 1.341.963 | 142.420.765 | 211.410.217 | 21.118.171 | 71.491.531 | 304.019.919 | 304.019.919 | 228.613.921 |
| 10 | 359.036.448 | 160.185.942 | 519.221.940 | 14.908.058 | 3.714.074 | 231.699 | 51.085.890 | 4.425.961 | 1.361.435 | 147.855.158 | 223.582.275 | 19.221.541 | 64.887.688 | 307.691.504 | 307.691.504 | 211.530.437 |
| 11 | 349.319.841 | 155.850.391 | 505.170.232 | 16.559.373 | 4.159.571 | 281.130 | 56.217.705 | 5.101.052 | 1.378.100 | 154.087.431 | 237.784.726 | 17.409.236 | 58.588.340 | 313.782.302 | 313.782.302 | 191.387.929 |
| 12 | 339.826.601 | 151.614.945 | 491.441.546 | 18.166.453 | 4.619.168 | 335.090 | 61.060.200 | 5.811.172 | 1.391.998 | 158.802.955 | 250.187.035 | 15.685.116 | 52.609.115 | 318.481.265 | 318.481.265 | 172.960.281 |
| 13 | 330.128.308 | 147.288.014 | 477.416.322 | 19.707.422 | 5.090.522 | 393.769 | 66.954.770 | 6.557.830 | 1.403.109 | 163.938.411 | 264.045.833 | 14.053.064 | 46.965.396 | 325.064.293 | 325.064.293 | 152.352.030 |
| 14 | 320.394.433 | 142.945.209 | 463.339.641 | 21.148.374 | 5.565.004 | 456.680 | 73.307.141 | 7.346.900 | 1.411.430 | 169.175.516 | 278.411.044 | 12.516.673 | 41.670.894 | 332.598.610 | 332.598.610 | 130.741.031 |
| 15 | 310.691.120 | 138.616.038 | 449.307.158 | 22.470.506 | 6.041.458 | 523.869 | 80.958.870 | 8.182.333 | 1.416.872 | 174.701.657 | 294.295.565 | 11.079.028 | 36.736.724 | 342.111.317 | 342.111.317 | 107.195.841 |
| 16 | 301.482.174 | 134.507.432 | 435.989.606 | 23.675.881 | 6.522.696 | 594.915 | 87.520.479 | 9.060.965 | 1.419.276 | 178.208.006 | 307.002.218 | 9.742.484 | 32.170.701 | 348.915.403 | 348.915.403 | 87.074.203 |
| 17 | 292.339.557 | 130.428.418 | 422.767.975 | 24.762.621 | 7.005.112 | 669.644 | 94.630.793 | 9.978.533 | 1.418.693 | 181.531.852 | 319.997.246 | 8.508.450 | 27.976.162 | 356.481.859 | 356.481.859 | 66.286.116 |
| 18 | 283.273.290 | 126.383.468 | 409.656.757 | 25.728.758 | 7.484.820 | 747.913 | 102.604.464 | 10.936.164 | 1.415.427 | 185.149.695 | 334.067.241 | 7.377.360 | 24.152.394 | 365.596.995 | 365.596.995 | 44.059.763 |
| 19 | 274.606.910 | 122.516.929 | 397.123.839 | 26.581.175 | 7.962.666 | 829.125 | 109.645.922 | 11.932.930 | 1.409.687 | 187.098.511 | 345.460.016 | 6.348.582 | 20.694.444 | 372.503.043 | 372.503.043 | 24.620.796 |
| 20 | 265.977.180 | 118.666.742 | 384.643.922 | 27.314.646 | 8.428.711 | 913.188 | 118.275.922 | 12.977.422 | 1.401.717 | 189.884.973 | 359.195.948 | 5.420.317 | 17.593.168 | 382.209.433 | 382.209.433 | 2.434.489 |
| 21 | 257.733.050 | 114.988.592 | 372.721.642 | 27.947.481 | 8.881.645 | 999.022 | 126.506.274 | 14.047.463 | 1.391.647 | 191.870.171 | 371.643.702 | 4.589.735 | 14.835.612 | 391.069.049 | 391.069.049 | -18.347.407 |
| 22 | 249.381.583 | 111.262.552 | 360.644.135 | 28.450.149 | 9.303.470 | 1.086.376 | 137.198.538 | 15.170.852 | 1.379.634 | 195.210.440 | 387.799.458 | 3.853.026 | 12.405.536 | 404.058.020 | 404.058.020 | -43.413.885 |
| 23 | 241.247.087 | 107.633.316 | 348.880.403 | 28.822.299 | 9.688.047 | 1.175.063 | 148.696.224 | 16.357.077 | 1.365.764 | 198.198.562 | 404.303.037 | 3.205.539 | 10.284.031 | 417.792.608 | 417.792.608 | -68.912.205 |
| 24 | 233.530.651 | 104.190.598 | 337.721.249 | 29.074.489 | 10.033.327 | 1.263.534 | 159.385.066 | 17.589.605 | 1.350.262 | 199.638.973 | 418.335.257 | 2.641.882 | 8.449.784 | 429.426.923 | 429.426.923 | -91.705.674 |
| 25 | 226.000.942 | 100.831.189 | 326.832.131 | 29.205.233 | 10.332.087 | 1.351.891 | 170.975.475 | 18.873.401 | 1.333.419 | 201.074.137 | 433.145.647 | 2.156.129 | 6.879.896 | 442.181.666 | 442.181.666 | -115.349.535 |
| 26 | 219.157.370 | 97.777.904 | 316.935.274 | 29.249.797 | 10.595.478 | 1.438.343 | 179.493.360 | 20.176.675 | 1.315.343 | 199.799.969 | 442.068.965 | 1.741.981 | 5.550.478 | 449.361.424 | 449.361.424 | -132.426.150 |
| 27 | 212.537.714 | 94.824.519 | 307.362.233 | 29.220.371 | 10.820.249 | 1.521.586 | 188.152.141 | 21.484.564 | 1.296.186 | 197.983.024 | 450.478.121 | 1.392.889 | 4.437.272 | 456.308.282 | 456.308.282 | -148.946.049 |
| 28 | 206.443.516 | 92.105.669 | 298.549.085 | 29.142.076 | 11.018.967 | 1.601.534 | 194.196.060 | 22.776.675 | 1.276.071 | 194.615.686 | 454.627.068 | 1.102.106 | 3.515.835 | 459.245.009 | 459.245.009 | -160.695.924 |
| 29 | 200.677.760 | 89.533.155 | 290.210.915 | 29.023.366 | 11.194.512 | 1.678.749 | 198.632.057 | 24.037.583 | 1.255.132 | 189.559.586 | 455.380.986 | 862.929 | 2.762.119 | 459.006.033 | 459.006.033 | -168.795.118 |
| 30 | 194.841.624 | 86.929.340 | 281.770.964 | 28.840.657 | 11.331.046 | 1.749.807 | 205.094.208 | 25.268.745 | 1.233.408 | 184.639.463 | 458.157.335 | 668.856 | 2.153.295 | 460.979.487 | 460.979.487 | -179.208.522 |
| 31 | 189.224.389 | 84.423.189 | 273.647.577 | 28.594.909 | 11.423.057 | 1.817.622 | 212.040.040 | 26.460.083 | 1.210.990 | 179.212.583 | 460.759.284 | 513.621 | 1.667.798 | 462.940.703 | 462.940.703 | -189.293.125 |
| 32 | 184.218.428 | 82.189.760 | 266.408.188 | 28.283.217 | 11.473.174 | 1.877.819 | 217.182.874 | 27.596.909 | 1.187.808 | 172.240.393 | 459.842.193 | 391.245 | 1.285.480 | 461.518.918 | 461.518.918 | -195.110.730 |
| 33 | 179.392.865 | 80.036.816 | 259.429.681 | 27.854.123 | 11.456.673 | 1.931.777 | 225.859.936 | 28.704.489 | 1.163.337 | 165.360.504 | 462.331.234 | 296.157 | 987.976 | 463.615.367 | 463.615.367 | -204.185.686 |
| 34 | 175.517.233 | 78.307.688 | 253.824.921 | 27.373.033 | 11.400.591 | 1.978.046 | 229.191.651 | 29.722.082 | 1.138.909 | 156.437.049 | 457.241.362 | 223.287 | 758.905 | 458.223.554 | 458.223.554 | -204.398.633 |
| 35 | 171.812.439 | 76.654.781 | 248.467.220 | 26.819.956 | 11.298.114 | 2.020.529 | 233.138.647 | 30.656.053 | 1.113.272 | 147.372.605 | 452.419.177 | 168.174 | 584.126 | 453.171.476 | 453.171.476 | -204.704.257 |
| 36 | 168.341.660 | 75.106.279 | 243.447.939 | 26.222.602 | 11.160.963 | 2.055.176 | 234.488.941 | 31.475.778 | 1.086.910 | 137.734.633 | 444.225.003 | 126.941 | 451.580 | 444.803.524 | 444.803.524 | -201.355.586 |
| 37 | 164.847.622 | 73.547.401 | 238.395.023 | 25.584.623 | 10.993.127 | 2.079.240 | 234.761.507 | 32.174.173 | 1.059.821 | 127.770.259 | 434.422.750 | 96.327 | 351.297 | 434.870.374 | 434.870.374 | -196.475.351 |
| 38 | 161.265.746 | 71.949.333 | 233.215.079 | 24.920.668 | 10.802.022 | 2.096.491 | 233.556.928 | 32.737.695 | 1.031.950 | 117.759.027 | 422.904.781 | 73.675 | 275.299 | 423.253.754 | 423.253.754 | -190.038.675 |
| 39 | 157.804.606 | 70.405.132 | 228.209.737 | 24.243.171 | 10.595.661 | 2.111.519 | 230.732.468 | 33.157.618 | 1.003.163 | 107.742.619 | 409.586.218 | 56.884 | 217.353 | 409.860.455 | 409.860.455 | -181.650.718 |
| 40 | 154.362.468 | 68.869.409 | 223.231.877 | 23.551.205 | 10.375.638 | 2.116.222 | 227.546.180 | 33.436.991 | 973.309 | 98.026.048 | 396.025.593 | 44.354 | 172.738 | 396.242.685 | 396.242.685 | -173.010.808 |
| 41 | 150.895.354 | 67.322.542 | 218.217.896 | 22.844.804 | 10.139.389 | 2.114.156 | 224.647.550 | 33.576.339 | 942.410 | 88.760.672 | 383.025.322 | 34.879 | 137.950 | 383.198.151 | 383.198.151 | -164.980.255 |
| 42 | 147.453.081 | 65.786.759 | 213.239.840 | 22.136.453 | 9.894.027 | 2.097.229 | 220.587.036 | 33.571.801 | 910.469 | 79.941.783 | 369.138.797 | 27.596 | 110.446 | 369.276.839 | 369.276.839 | -156.036.999 |
| 43 | 143.906.978 | 64.204.652 | 208.111.630 | 21.435.676 | 9.646.413 | 2.077.123 | 215.478.600 | 33.423.827 | 877.539 | 71.605.165 | 354.544.343 | 21.898 | 88.422 | 354.654.664 | 354.654.664 | -146.543.034 |
| 44 | 140.210.982 | 62.555.669 | 202.766.651 | 20.755.720 | 9.404.951 | 2.051.673 | 209.171.022 | | | | | | | | | |

VALORES ACTUALES AL 4%
VALUACION PROYECTADA

| Año | Aportes | Solidario | Total Ingresos | Pensión por Muerte | Jubilación por Invalidez | Pensión derivada de Invalidez | Jubilación Ordinaria | Pensión derivada de Jub. O. | Subsidio Muerte | Subsidios Jub | Total Prestaciones Futuras | Prestaciones Actuales Capitalización | Prestaciones Actuales Subsidios | Total Prestaciones | Total Egresos | Resultado Anual |
|-----|------------|------------|----------------|--------------------|--------------------------|-------------------------------|----------------------|-----------------------------|-----------------|---------------|----------------------------|--------------------------------------|---------------------------------|--------------------|---------------|-----------------|
| 64 | 78.587.548 | 35.062.137 | 113.649.685 | 11.508.303 | 5.731.505 | 1.082.808 | 125.942.930 | 18.105.466 | 249.260 | 1.375.832 | 163.996.103 | 8 | 40 | 163.996.151 | 163.996.151 | -50.346.467 |
| 65 | 76.293.375 | 34.038.583 | 110.331.958 | 11.173.461 | 5.567.505 | 1.044.298 | 122.983.692 | 17.629.327 | 234.529 | 1.014.268 | 159.647.080 | 4 | 21 | 159.647.105 | 159.647.105 | -49.315.147 |
| 66 | 74.063.557 | 33.043.741 | 107.107.298 | 10.845.055 | 5.404.816 | 1.009.239 | 119.928.965 | 17.186.877 | 221.363 | 736.003 | 155.332.317 | 2 | 11 | 155.332.329 | 155.332.329 | -48.225.031 |
| 67 | 71.893.410 | 32.075.521 | 103.968.931 | 10.523.018 | 5.243.695 | 975.924 | 116.846.660 | 16.772.859 | 209.652 | 525.130 | 151.096.939 | 1 | 5 | 151.096.944 | 151.096.944 | -47.128.013 |
| 68 | 69.783.071 | 31.133.986 | 100.917.057 | 10.207.620 | 5.084.573 | 947.341 | 113.715.063 | 16.381.995 | 199.277 | 368.033 | 146.903.902 | 0 | 2 | 146.903.904 | 146.903.904 | -45.986.847 |
| 69 | 67.741.663 | 30.223.204 | 97.964.867 | 9.898.846 | 4.927.704 | 916.888 | 110.570.038 | 16.009.293 | 190.103 | 253.095 | 142.765.968 | 0 | 1 | 142.765.968 | 142.765.968 | -44.801.101 |
| 70 | 65.761.662 | 29.339.818 | 95.101.481 | 9.596.536 | 4.773.213 | 889.603 | 107.439.799 | 15.650.155 | 181.998 | 170.570 | 138.701.873 | - | 0 | 138.701.873 | 138.701.873 | -43.600.393 |
| 71 | 63.851.402 | 28.487.548 | 92.338.950 | 9.300.958 | 4.621.500 | 862.686 | 104.288.609 | 15.300.168 | 174.822 | 112.527 | 134.661.272 | - | - | 134.661.272 | 134.661.272 | -42.322.322 |
| 72 | 61.997.124 | 27.660.255 | 89.657.380 | 9.012.317 | 4.472.911 | 838.125 | 101.135.868 | 14.955.493 | 168.443 | 72.567 | 130.655.724 | - | - | 130.655.724 | 130.655.724 | -40.998.344 |
| 73 | 60.201.628 | 26.859.188 | 87.060.815 | 8.730.611 | 4.327.641 | 811.266 | 98.014.772 | 14.613.093 | 162.726 | 45.662 | 126.705.771 | - | - | 126.705.771 | 126.705.771 | -39.644.956 |
| 74 | 58.461.787 | 26.082.951 | 84.544.738 | 8.456.642 | 4.186.370 | 786.207 | 94.857.926 | 14.270.057 | 157.548 | 27.999 | 122.742.749 | - | - | 122.742.749 | 122.742.749 | -38.198.011 |
| 75 | 56.765.835 | 25.326.295 | 82.092.130 | 8.190.787 | 4.049.478 | 761.516 | 91.723.693 | 13.924.492 | 152.796 | 16.705 | 118.819.467 | - | - | 118.819.467 | 118.819.467 | -36.727.337 |
| 76 | 55.120.320 | 24.592.143 | 79.712.463 | 7.933.628 | 3.917.456 | 738.465 | 88.602.580 | 13.574.982 | 148.375 | 9.680 | 114.925.166 | - | - | 114.925.166 | 114.925.166 | -35.212.704 |
| 77 | 53.520.381 | 23.878.324 | 77.398.705 | 7.685.452 | 3.790.580 | 715.822 | 85.535.993 | 13.220.894 | 144.205 | 5.428 | 111.098.373 | - | - | 111.098.373 | 111.098.373 | -33.699.668 |
| 78 | 51.964.537 | 23.184.178 | 75.148.715 | 7.446.503 | 3.669.045 | 692.789 | 82.541.044 | 12.862.186 | 140.219 | 2.939 | 107.354.724 | - | - | 107.354.724 | 107.354.724 | -32.206.009 |
| 79 | 50.461.824 | 22.513.737 | 72.975.561 | 7.216.767 | 3.552.917 | 670.631 | 79.640.386 | 12.499.495 | 136.366 | 1.539 | 103.718.101 | - | - | 103.718.101 | 103.718.101 | -30.742.540 |
| 80 | 49.006.567 | 21.864.468 | 70.871.036 | 6.996.088 | 3.442.103 | 650.710 | 76.859.437 | 12.133.794 | 132.608 | 769 | 100.215.510 | - | - | 100.215.510 | 100.215.510 | -29.344.474 |
| 81 | 47.601.066 | 21.237.399 | 68.838.465 | 6.784.235 | 3.336.483 | 629.569 | 74.200.694 | 11.766.550 | 128.918 | 368 | 96.846.818 | - | - | 96.846.818 | 96.846.818 | -28.008.352 |
| 82 | 46.239.635 | 20.629.991 | 66.869.625 | 6.581.064 | 3.235.954 | 609.119 | 71.657.853 | 11.399.288 | 125.283 | 166 | 93.608.727 | - | - | 93.608.727 | 93.608.727 | -26.739.101 |
| 83 | 44.919.126 | 20.040.841 | 64.959.967 | 6.386.423 | 3.140.400 | 588.430 | 69.228.714 | 11.033.724 | 121.694 | 70 | 90.499.454 | - | - | 90.499.454 | 90.499.454 | -25.539.487 |
| 84 | 43.636.142 | 19.468.433 | 63.104.575 | 6.200.061 | 3.049.623 | 570.343 | 66.921.202 | 10.671.667 | 118.150 | 27 | 87.531.074 | - | - | 87.531.074 | 87.531.074 | -24.426.499 |
| 85 | 42.388.109 | 18.911.618 | 61.299.727 | 6.021.620 | 2.963.340 | 550.455 | 64.742.426 | 10.314.996 | 114.655 | 8 | 84.707.500 | - | - | 84.707.500 | 84.707.500 | -23.407.774 |
| 86 | 41.175.112 | 18.370.435 | 59.545.547 | 5.850.551 | 2.881.150 | 531.389 | 62.703.263 | 9.965.635 | 111.213 | 2 | 82.043.203 | - | - | 82.043.203 | 82.043.203 | -22.497.656 |
| 87 | 39.998.624 | 17.845.540 | 57.844.164 | 5.686.319 | 2.802.659 | 512.873 | 60.794.094 | 9.625.308 | 107.831 | 0 | 79.529.084 | - | - | 79.529.084 | 79.529.084 | -21.684.921 |
| 88 | 38.857.545 | 17.336.443 | 56.193.988 | 5.528.375 | 2.727.465 | 496.190 | 59.008.029 | 9.295.549 | 104.516 | 0 | 77.160.124 | - | - | 77.160.124 | 77.160.124 | -20.966.136 |
| 89 | 37.749.793 | 16.842.215 | 54.592.009 | 5.376.173 | 2.655.177 | 480.546 | 57.335.037 | 8.977.658 | 101.276 | - | 74.925.867 | - | - | 74.925.867 | 74.925.867 | -20.333.858 |
| 90 | 36.673.050 | 16.361.822 | 53.034.872 | 5.229.198 | 2.585.433 | 465.578 | 55.763.190 | 8.672.648 | 98.116 | - | 72.814.162 | - | - | 72.814.162 | 72.814.162 | -19.779.290 |
| 91 | 35.624.413 | 15.893.969 | 51.518.382 | 5.086.951 | 2.517.887 | 451.281 | 54.282.424 | 8.381.280 | 95.043 | - | 70.814.867 | - | - | 70.814.867 | 70.814.867 | -19.296.485 |
| 92 | 34.603.718 | 15.438.582 | 50.042.300 | 4.948.963 | 2.452.224 | 437.642 | 52.881.912 | 8.104.033 | 92.065 | - | 68.916.839 | - | - | 68.916.839 | 68.916.839 | -18.874.540 |
| 93 | 33.610.196 | 14.995.318 | 48.605.514 | 4.814.798 | 2.388.161 | 424.639 | 51.550.649 | 7.841.117 | 89.184 | - | 67.108.548 | - | - | 67.108.548 | 67.108.548 | -18.503.035 |
| 94 | 32.643.366 | 14.563.963 | 47.207.330 | 4.684.067 | 2.325.453 | 412.244 | 50.277.681 | 7.592.475 | 86.404 | - | 65.378.324 | - | - | 65.378.324 | 65.378.324 | -18.170.994 |
| 95 | 31.702.907 | 14.144.374 | 45.847.281 | 4.556.451 | 2.263.913 | 400.422 | 49.050.307 | 7.357.787 | 83.727 | - | 63.712.608 | - | - | 63.712.608 | 63.712.608 | -17.865.327 |
| 96 | 30.787.855 | 13.736.120 | 44.523.975 | 4.431.689 | 2.203.397 | 389.134 | 47.858.765 | 7.136.516 | 81.154 | - | 62.100.655 | - | - | 62.100.655 | 62.100.655 | -17.576.681 |
| 97 | 29.897.590 | 13.338.925 | 43.236.514 | 4.309.587 | 2.143.809 | 378.339 | 46.693.240 | 6.927.931 | 78.683 | - | 60.531.589 | - | - | 60.531.589 | 60.531.589 | -17.295.075 |
| 98 | 29.031.447 | 12.952.492 | 41.983.938 | 4.189.987 | 2.085.084 | 367.994 | 45.547.915 | 6.731.159 | 76.314 | - | 58.998.453 | - | - | 58.998.453 | 58.998.453 | -17.014.515 |
| 99 | 28.189.076 | 12.576.665 | 40.765.741 | 4.072.785 | 2.027.195 | 358.054 | 44.416.611 | 6.545.216 | 74.044 | - | 57.493.904 | - | - | 57.493.904 | 57.493.904 | -16.728.163 |
| 100 | 27.370.356 | 12.211.390 | 39.581.746 | 3.957.908 | 1.970.133 | 348.479 | 43.295.843 | 6.369.047 | 71.868 | - | 56.013.278 | - | - | 56.013.278 | 56.013.278 | -16.431.533 |

**PROYECCION DEMOGRAFICO FINANCIERA
AFILIADOS PASIVOS**

| Año | Jubilación Ordinaria | Jubilación por Invalidez | Pensiones | Pensión derivada de Invalidez | Pensión derivada de Jub. O. | Importes Reconstrucción (Subsidios) | Total Prestaciones |
|------------|-----------------------------|---------------------------------|------------------|--------------------------------------|------------------------------------|--|---------------------------|
| 1 | 32.613.843 | 1.067.274 | 6.097.321 | 16.983 | 656.638 | 138.946.086 | 179.398.146 |
| 2 | 31.201.409 | 1.032.419 | 5.873.562 | 33.596 | 1.284.436 | 135.240.689 | 174.666.111 |
| 3 | 29.745.470 | 997.158 | 5.646.448 | 49.754 | 1.878.049 | 131.256.431 | 169.573.311 |
| 4 | 28.251.688 | 961.546 | 5.416.684 | 65.332 | 2.432.087 | 126.992.567 | 164.119.904 |
| 5 | 26.726.671 | 925.591 | 5.184.843 | 80.219 | 2.941.136 | 122.452.102 | 158.310.561 |
| 6 | 25.177.853 | 889.151 | 4.951.550 | 94.364 | 3.399.941 | 117.642.836 | 152.155.696 |
| 7 | 23.613.552 | 852.313 | 4.717.362 | 107.606 | 3.803.470 | 112.577.624 | 145.671.928 |
| 8 | 22.042.223 | 815.177 | 4.482.770 | 119.781 | 4.147.434 | 107.273.888 | 138.881.274 |
| 9 | 20.472.222 | 777.855 | 4.248.370 | 130.725 | 4.428.570 | 101.754.740 | 131.812.482 |
| 10 | 18.912.333 | 740.330 | 4.014.967 | 140.339 | 4.644.608 | 96.049.629 | 124.502.205 |
| 11 | 17.371.670 | 702.673 | 3.783.454 | 148.510 | 4.794.412 | 90.194.058 | 116.994.777 |
| 12 | 15.859.610 | 665.024 | 3.554.711 | 155.115 | 4.877.915 | 84.228.887 | 109.341.263 |
| 13 | 14.386.262 | 627.533 | 3.329.544 | 160.057 | 4.895.988 | 78.200.837 | 101.600.221 |
| 14 | 12.961.786 | 590.330 | 3.108.666 | 163.276 | 4.850.770 | 72.160.506 | 93.835.333 |
| 15 | 11.595.833 | 553.575 | 2.892.719 | 164.746 | 4.745.831 | 66.160.764 | 86.113.468 |
| 16 | 10.297.166 | 517.414 | 2.682.331 | 164.490 | 4.586.089 | 60.255.120 | 78.502.610 |
| 17 | 9.073.005 | 482.008 | 2.478.246 | 162.559 | 4.377.798 | 54.494.779 | 71.068.394 |
| 18 | 7.929.129 | 447.513 | 2.281.183 | 159.057 | 4.128.296 | 48.928.319 | 63.873.496 |
| 19 | 6.869.750 | 414.081 | 2.091.897 | 154.121 | 3.845.656 | 43.600.072 | 56.975.577 |
| 20 | 5.897.413 | 381.853 | 1.910.988 | 147.926 | 3.538.401 | 38.548.797 | 50.425.379 |
| 21 | 5.013.303 | 350.931 | 1.738.998 | 140.686 | 3.215.024 | 33.806.918 | 44.265.860 |
| 22 | 4.217.235 | 321.427 | 1.576.307 | 132.605 | 2.883.785 | 29.400.112 | 38.531.471 |
| 23 | 3.507.679 | 293.439 | 1.423.150 | 123.907 | 2.552.567 | 25.347.211 | 33.247.954 |
| 24 | 2.881.992 | 267.028 | 1.279.633 | 114.826 | 2.228.470 | 21.659.367 | 28.431.316 |
| 25 | 2.336.585 | 242.254 | 1.145.779 | 105.568 | 1.917.700 | 18.340.676 | 24.088.563 |
| 26 | 1.867.022 | 219.142 | 1.021.580 | 96.341 | 1.625.506 | 15.388.531 | 20.218.122 |
| 27 | 1.468.198 | 197.714 | 906.978 | 87.326 | 1.355.997 | 12.794.290 | 16.810.503 |
| 28 | 1.134.341 | 177.911 | 801.801 | 78.699 | 1.112.137 | 10.542.946 | 13.847.834 |
| 29 | 859.297 | 159.709 | 705.840 | 70.575 | 895.754 | 8.614.085 | 11.305.261 |
| 30 | 636.944 | 143.063 | 618.789 | 63.024 | 707.546 | 6.983.993 | 9.153.360 |
| 31 | 461.001 | 127.912 | 540.281 | 56.084 | 547.236 | 5.625.705 | 7.358.219 |
| 32 | 325.027 | 114.173 | 469.824 | 49.778 | 413.710 | 4.509.539 | 5.882.050 |
| 33 | 222.619 | 101.752 | 406.917 | 44.098 | 305.106 | 3.604.514 | 4.685.006 |
| 34 | 147.597 | 90.543 | 351.040 | 39.015 | 219.026 | 2.879.527 | 3.726.748 |
| 35 | 94.320 | 80.436 | 301.653 | 34.499 | 152.721 | 2.305.012 | 2.968.640 |
| 36 | 57.798 | 71.315 | 258.205 | 30.498 | 103.142 | 1.853.255 | 2.374.214 |
| 37 | 33.743 | 63.073 | 220.148 | 26.949 | 67.219 | 1.499.368 | 1.910.500 |
| 38 | 18.609 | 55.607 | 186.936 | 23.793 | 42.083 | 1.221.999 | 1.549.027 |
| 39 | 9.582 | 48.824 | 158.048 | 20.974 | 25.169 | 1.003.380 | 1.265.978 |
| 40 | 4.538 | 42.649 | 133.029 | 18.444 | 14.283 | 829.320 | 1.042.264 |
| 41 | 1.929 | 37.018 | 111.422 | 16.159 | 7.624 | 688.794 | 862.946 |
| 42 | 711 | 31.885 | 92.842 | 14.082 | 3.781 | 573.524 | 716.824 |
| 43 | 211 | 27.213 | 76.935 | 12.189 | 1.714 | 477.525 | 595.786 |
| 44 | 40 | 22.980 | 63.371 | 10.461 | 693 | 396.595 | 494.140 |
| 45 | 5 | 19.172 | 51.858 | 8.887 | 241 | 327.816 | 407.979 |
| 46 | 1 | 15.776 | 42.149 | 7.461 | 69 | 269.112 | 334.569 |
| 47 | 0 | 12.782 | 34.007 | 6.180 | 14 | 219.083 | 272.068 |
| 48 | - | 10.179 | 27.229 | 5.039 | 1 | 176.641 | 219.089 |
| 49 | - | 7.952 | 21.621 | 4.035 | 0 | 140.860 | 174.468 |
| 50 | - | 6.082 | 17.005 | 3.167 | - | 110.950 | 137.204 |

**PROYECCION DEMOGRAFICO FINANCIERA
AFILIADOS PASIVOS**

| Año | Jubilación Ordinaria | Jubilación por Invalidez | Pensiones | Pensión derivada de Invalidez | Pensión derivada de Jub. O. | Importes Reconposición (Subsidios) | Total Prestaciones |
|------------|-----------------------------|---------------------------------|------------------|--------------------------------------|------------------------------------|---|---------------------------|
| 51 | - | 4.544 | 13.233 | 2.430 | - | 86.190 | 106.397 |
| 52 | - | 3.307 | 10.181 | 1.817 | - | 65.945 | 81.250 |
| 53 | - | 2.339 | 7.736 | 1.322 | - | 49.634 | 61.031 |
| 54 | - | 1.602 | 5.801 | 933 | - | 36.696 | 45.033 |
| 55 | - | 1.060 | 4.283 | 637 | - | 26.621 | 32.601 |
| 56 | - | 674 | 3.106 | 418 | - | 18.922 | 23.120 |
| 57 | - | 411 | 2.210 | 263 | - | 13.154 | 16.037 |
| 58 | - | 239 | 1.538 | 156 | - | 8.933 | 10.866 |
| 59 | - | 131 | 1.044 | 87 | - | 5.918 | 7.181 |
| 60 | - | 68 | 690 | 45 | - | 3.820 | 4.623 |
| 61 | - | 33 | 441 | 21 | - | 2.398 | 2.894 |
| 62 | - | 15 | 272 | 9 | - | 1.463 | 1.759 |
| 63 | - | 6 | 162 | 3 | - | 864 | 1.035 |
| 64 | - | 2 | 92 | 1 | - | 494 | 589 |
| 65 | - | 1 | 49 | 0 | - | 271 | 321 |
| 66 | - | - | 25 | - | - | 141 | 165 |
| 67 | - | - | 11 | - | - | 67 | 78 |
| 68 | - | - | 4 | - | - | 29 | 34 |
| 69 | - | - | 1 | - | - | 10 | 12 |
| 70 | - | - | - | - | - | 3 | 3 |
| 71 | - | - | - | - | - | - | - |
| 72 | - | - | - | - | - | - | - |
| 73 | - | - | - | - | - | - | - |
| 74 | - | - | - | - | - | - | - |
| 75 | - | - | - | - | - | - | - |
| 76 | - | - | - | - | - | - | - |
| 77 | - | - | - | - | - | - | - |
| 78 | - | - | - | - | - | - | - |
| 79 | - | - | - | - | - | - | - |
| 80 | - | - | - | - | - | - | - |
| 81 | - | - | - | - | - | - | - |
| 82 | - | - | - | - | - | - | - |
| 83 | - | - | - | - | - | - | - |
| 84 | - | - | - | - | - | - | - |
| 85 | - | - | - | - | - | - | - |
| 86 | - | - | - | - | - | - | - |
| 87 | - | - | - | - | - | - | - |
| 88 | - | - | - | - | - | - | - |
| 89 | - | - | - | - | - | - | - |
| 90 | - | - | - | - | - | - | - |
| 91 | - | - | - | - | - | - | - |
| 92 | - | - | - | - | - | - | - |
| 93 | - | - | - | - | - | - | - |
| 94 | - | - | - | - | - | - | - |
| 95 | - | - | - | - | - | - | - |
| 96 | - | - | - | - | - | - | - |
| 97 | - | - | - | - | - | - | - |
| 98 | - | - | - | - | - | - | - |
| 99 | - | - | - | - | - | - | - |
| 100 | - | - | - | - | - | - | - |

**VALORES ACTUALES AL 4%
AFILADOS PASIVOS**

| Año | Jubilación Ordinaria | Jubilación por Invalidez | Pensiones | Pensión derivada de Invalidez | Pensión derivada de Jub. O. | Importes Reconposición (Subsidios) | Total Prestaciones |
|------------|-----------------------------|---------------------------------|-------------------|--------------------------------------|------------------------------------|---|---------------------------|
| 0 | 287.471.429 | 11.603.727 | 62.648.219 | 2.001.370 | 55.260.448 | 1.415.643.582 | 1.834.628.774 |
| 1 | 31.359.465 | 1.026.225 | 5.862.809 | 16.330 | 631.383 | 133.602.006 | 172.498.217 |
| 2 | 28.847.456 | 954.529 | 5.430.438 | 31.061 | 1.187.533 | 125.037.619 | 161.488.638 |
| 3 | 26.443.614 | 886.470 | 5.019.672 | 44.231 | 1.669.579 | 116.686.489 | 150.750.056 |
| 4 | 24.149.662 | 821.934 | 4.630.204 | 55.846 | 2.078.958 | 108.553.778 | 140.290.382 |
| 5 | 21.967.375 | 760.768 | 4.261.563 | 65.934 | 2.417.399 | 100.646.702 | 130.119.742 |
| 6 | 19.898.423 | 702.709 | 3.913.282 | 74.577 | 2.687.023 | 92.974.842 | 120.250.856 |
| 7 | 17.944.359 | 647.688 | 3.584.808 | 81.772 | 2.890.325 | 85.549.741 | 110.698.693 |
| 8 | 16.106.036 | 595.642 | 3.275.516 | 87.523 | 3.030.489 | 78.383.980 | 101.479.186 |
| 9 | 14.383.511 | 546.511 | 2.984.848 | 91.846 | 3.111.455 | 71.491.531 | 92.609.701 |
| 10 | 12.776.494 | 500.140 | 2.712.368 | 94.808 | 3.137.731 | 64.887.688 | 84.109.229 |
| 11 | 11.284.306 | 456.443 | 2.457.659 | 96.469 | 3.114.358 | 58.588.340 | 75.997.576 |
| 12 | 9.905.866 | 415.372 | 2.220.262 | 96.884 | 3.046.731 | 52.609.115 | 68.294.230 |
| 13 | 8.640.016 | 376.880 | 1.999.638 | 96.126 | 2.940.403 | 46.965.396 | 61.018.460 |
| 14 | 7.485.108 | 340.901 | 1.795.177 | 94.288 | 2.801.199 | 41.670.894 | 54.187.567 |
| 15 | 6.438.754 | 307.380 | 1.606.224 | 91.478 | 2.635.192 | 36.736.724 | 47.815.752 |
| 16 | 5.497.741 | 276.251 | 1.432.119 | 87.823 | 2.448.550 | 32.170.701 | 41.913.185 |
| 17 | 4.657.838 | 247.450 | 1.272.265 | 83.453 | 2.247.444 | 27.976.162 | 36.484.612 |
| 18 | 3.914.041 | 220.905 | 1.126.056 | 78.515 | 2.037.843 | 24.152.394 | 31.529.754 |
| 19 | 3.260.675 | 196.541 | 992.903 | 73.152 | 1.825.311 | 20.694.444 | 27.043.026 |
| 20 | 2.691.502 | 174.273 | 872.150 | 67.511 | 1.614.880 | 17.593.168 | 23.013.485 |
| 21 | 2.200.006 | 154.000 | 763.131 | 61.738 | 1.410.861 | 14.835.612 | 19.425.347 |
| 22 | 1.779.485 | 135.628 | 665.131 | 55.953 | 1.216.828 | 12.405.536 | 16.258.562 |
| 23 | 1.423.158 | 119.056 | 577.409 | 50.273 | 1.035.644 | 10.284.031 | 13.489.570 |
| 24 | 1.124.327 | 104.173 | 499.212 | 44.796 | 869.374 | 8.449.784 | 11.091.667 |
| 25 | 876.492 | 90.873 | 429.801 | 39.601 | 719.362 | 6.879.896 | 9.036.025 |
| 26 | 673.415 | 79.042 | 368.473 | 34.749 | 586.302 | 5.550.478 | 7.292.459 |
| 27 | 509.195 | 68.570 | 314.555 | 30.286 | 470.282 | 4.437.272 | 5.830.161 |
| 28 | 378.277 | 59.329 | 267.383 | 26.244 | 370.873 | 3.515.835 | 4.617.941 |
| 29 | 275.535 | 51.211 | 226.329 | 22.630 | 287.225 | 2.762.119 | 3.625.048 |
| 30 | 196.382 | 44.109 | 190.784 | 19.431 | 218.150 | 2.153.295 | 2.822.152 |
| 31 | 136.668 | 37.921 | 160.172 | 16.627 | 162.234 | 1.667.798 | 2.181.419 |
| 32 | 92.652 | 32.546 | 133.927 | 14.190 | 117.931 | 1.285.480 | 1.676.725 |
| 33 | 61.018 | 27.890 | 111.534 | 12.087 | 83.628 | 987.976 | 1.284.133 |
| 34 | 38.899 | 23.863 | 92.517 | 10.282 | 57.725 | 758.905 | 982.192 |
| 35 | 23.902 | 20.384 | 76.444 | 8.742 | 38.702 | 584.126 | 752.299 |
| 36 | 14.084 | 17.377 | 62.917 | 7.431 | 25.133 | 451.580 | 578.522 |
| 37 | 7.906 | 14.778 | 51.580 | 6.314 | 15.749 | 351.297 | 447.624 |
| 38 | 4.192 | 12.527 | 42.114 | 5.360 | 9.481 | 275.299 | 348.973 |
| 39 | 2.076 | 10.576 | 34.236 | 4.544 | 5.452 | 217.353 | 274.237 |
| 40 | 945 | 8.883 | 27.708 | 3.842 | 2.975 | 172.738 | 217.092 |
| 41 | 386 | 7.414 | 22.315 | 3.236 | 1.527 | 137.950 | 172.829 |
| 42 | 137 | 6.140 | 17.879 | 2.712 | 728 | 110.446 | 138.042 |
| 43 | 39 | 5.039 | 14.246 | 2.257 | 317 | 88.422 | 110.321 |
| 44 | 7 | 4.092 | 11.283 | 1.863 | 123 | 70.612 | 87.980 |
| 45 | 1 | 3.282 | 8.878 | 1.521 | 41 | 56.122 | 69.845 |
| 46 | 0 | 2.597 | 6.938 | 1.228 | 11 | 44.300 | 55.075 |
| 47 | 0 | 2.023 | 5.383 | 978 | 2 | 34.677 | 43.064 |
| 48 | - | 1.549 | 4.144 | 767 | 0 | 26.884 | 33.344 |
| 49 | - | 1.164 | 3.164 | 590 | 0 | 20.614 | 25.532 |
| 50 | - | 856 | 2.393 | 446 | - | 15.612 | 19.306 |

**VALORES ACTUALES AL 4%
AFILADOS PASIVOS**

| Año | Jubilación Ordinaria | Jubilación por Invalidez | Pensiones | Pensión derivada de Invalidez | Pensión derivada de Jub. O. | Importes Recompensación (Subsidios) | Total Prestaciones |
|------------|-----------------------------|---------------------------------|------------------|--------------------------------------|------------------------------------|--|---------------------------|
| 51 | - | 615 | 1.790 | 329 | - | 11.662 | 14.396 |
| 52 | - | 430 | 1.325 | 236 | - | 8.579 | 10.570 |
| 53 | - | 293 | 968 | 165 | - | 6.209 | 7.635 |
| 54 | - | 193 | 698 | 112 | - | 4.414 | 5.417 |
| 55 | - | 123 | 495 | 74 | - | 3.079 | 3.771 |
| 56 | - | 75 | 345 | 47 | - | 2.104 | 2.571 |
| 57 | - | 44 | 236 | 28 | - | 1.407 | 1.715 |
| 58 | - | 25 | 158 | 16 | - | 918 | 1.117 |
| 59 | - | 13 | 103 | 9 | - | 585 | 710 |
| 60 | - | 7 | 66 | 4 | - | 363 | 439 |
| 61 | - | 3 | 40 | 2 | - | 219 | 265 |
| 62 | - | 1 | 24 | 1 | - | 129 | 155 |
| 63 | - | 1 | 14 | 0 | - | 73 | 87 |
| 64 | - | 0 | 7 | 0 | - | 40 | 48 |
| 65 | - | 0 | 4 | 0 | - | 21 | 25 |
| 66 | - | - | 2 | - | - | 11 | 12 |
| 67 | - | - | 1 | - | - | 5 | 6 |
| 68 | - | - | 0 | - | - | 2 | 2 |
| 69 | - | - | 0 | - | - | 1 | 1 |
| 70 | - | - | - | - | - | 0 | 0 |
| 71 | - | - | - | - | - | - | - |
| 72 | - | - | - | - | - | - | - |
| 73 | - | - | - | - | - | - | - |
| 74 | - | - | - | - | - | - | - |
| 75 | - | - | - | - | - | - | - |
| 76 | - | - | - | - | - | - | - |
| 77 | - | - | - | - | - | - | - |
| 78 | - | - | - | - | - | - | - |
| 79 | - | - | - | - | - | - | - |
| 80 | - | - | - | - | - | - | - |
| 81 | - | - | - | - | - | - | - |
| 82 | - | - | - | - | - | - | - |
| 83 | - | - | - | - | - | - | - |
| 84 | - | - | - | - | - | - | - |
| 85 | - | - | - | - | - | - | - |
| 86 | - | - | - | - | - | - | - |
| 87 | - | - | - | - | - | - | - |
| 88 | - | - | - | - | - | - | - |
| 89 | - | - | - | - | - | - | - |
| 90 | - | - | - | - | - | - | - |
| 91 | - | - | - | - | - | - | - |
| 92 | - | - | - | - | - | - | - |
| 93 | - | - | - | - | - | - | - |
| 94 | - | - | - | - | - | - | - |
| 95 | - | - | - | - | - | - | - |
| 96 | - | - | - | - | - | - | - |
| 97 | - | - | - | - | - | - | - |
| 98 | - | - | - | - | - | - | - |
| 99 | - | - | - | - | - | - | - |
| 100 | - | - | - | - | - | - | - |